




QJ360C Nozzle Body Series for Dry Booms

- Available with either 3, 4 or 5 spray positions for easy change of spray tips or quick boom flushing.
 - Positive shutoff between each spray position.
 - Automatic spray alignment using flat fan spray tips.
 - Maximum operating pressure of 300 PSI (20 bar).
 - Available in ½", ¾" or 1" single or double hose shanks.
 - Includes ChemSaver® diaphragm check valve for drip-free shutoff. Standard diaphragm opens at 10 PSI (0.7 bar). See page 68 for additional 21950 ChemSaver spring capacities.
 - Standard EPDM diaphragm with Viton® available as an option.
 - Also available with optional Air ChemSaver or e-ChemSaver® shutoff valves, see page 69 for additional information.
 - Durable design mounts body high on boom structure for maximum protection.
- Flow Rate: 2.25 GPM (8.5 l/min) with 5 PSI (0.34 bar) pressure drop, 3.18 GPM (12.0 l/min) with 10 PSI (0.69 bar) pressure drop.
 - Molded hex socket in upper clamp for attaching to flat surfaces. Accepts ⅝" or M8 bolt.
 - Hinged upper clamp reduces assembly time and fits inside common boom channels.



QJ363C

PART NUMBER		NUMBER OF SPRAY OUTLETS	TO FIT HOSE I.D.
SINGLE	DOUBLE		
QJ363C-500-1-NYB	QJ363C-500-2-NYB	3	½"
QJ363C-750-1-NYB	QJ363C-750-2-NYB	3	¾"
QJ363C-1000-1-NYB	QJ363C-1000-2-NYB	3	1"



QJ363C

QJ364C

PART NUMBER		NUMBER OF SPRAY OUTLETS	TO FIT HOSE I.D.
SINGLE	DOUBLE		
QJ364C-500-1-NYB	QJ364C-500-2-NYB	4	½"
QJ364C-750-1-NYB	QJ364C-750-2-NYB	4	¾"
QJ364C-1000-1-NYB	QJ364C-1000-2-NYB	4	1"



QJ364C

QJ365C

PART NUMBER		NUMBER OF SPRAY OUTLETS	TO FIT HOSE I.D.
SINGLE	DOUBLE		
QJ365C-500-1-NYB	QJ365C-500-2-NYB	5	½"
QJ365C-750-1-NYB	QJ365C-750-2-NYB	5	¾"
QJ365C-1000-1-NYB	QJ365C-1000-2-NYB	5	1"



QJ365C



Quick TeeJet® Multiple Nozzle Body Assemblies with Fertilizer Outlets for Dry Booms

Features:

- Single fertilizer nozzle outlet with shutoff cap and either 3, 4, or 5 spray positions for easy change of spray tips or quick boom flushing.
- Positive shutoff between each position.
- Automatic self-alignment with flat fan spray patterns.
- Flow rate: pressure drop of 5 PSI (0.34 bar) for 2.25 GPM (8.5 l/min) through turret and 3.4 GPM (12.9 l/min) through fertilizer outlet.
- Flow rate: pressure drop of 10 PSI (0.69 bar) for 3.18 GPM (12.0 l/min) through turret and 4.8 GPM (18.2 l/min) through fertilizer outlet.
- Maximum pressure of 300 PSI (20 bar).
- Available in 1" single or double hose shanks.
- Includes ChemSaver diaphragm check valve for drip-free shutoff. Standard diaphragm opens at 10 PSI (0.7 bar). See page 68 for additional 21950 ChemSaver spring capacities.
- Standard O-rings and diaphragm made of EPDM and Buna with Viton optional.
- Molded hex socket in the upper clamp for attaching to flat surfaces (does not use dry boom clamp). Accepts 3/8" or M8 bolt.
- Also available with optional Air ChemSaver or e-ChemSaver® shutoff valves, see page 69 for additional information.
- Hinged upper clamp reduces assembly time and fits inside common boom channels.




PART NUMBER		NUMBER OF SPRAY OUTLETS	TO FIT HOSE I.D.
SINGLE	DOUBLE		
QJ363F-1000-1-NYB	QJ363F-1000-2-NYB	3 + 1	1"
QJ364F-1000-1-NYB	QJ364F-1000-2-NYB	4 + 1	
QJ365F-1000-1-NYB	QJ365F-1000-2-NYB	5 + 1	


Quick TeeJet® Single Nozzle Bodies for Dry Booms

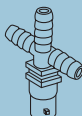


QJ100 Series Quick TeeJet Nozzle Body

- Hose barb sizes for 3/8", 1/2" or 3/4" I.D. hose.
- Maximum operating pressure of 125 PSI (9 bar).

	PART NUMBER SINGLE	TO FIT HOSE I.D.
	18635-111-406-NYB	3/8"
18638-111-540-NYB	1/2"	
18719-111-785-NYB	3/4"	


	PART NUMBER DOUBLE	TO FIT HOSE I.D.
	18636-112-406-NYB	3/8"
18639-112-540-NYB	1/2"	
18720-112-785-NYB	3/4"	

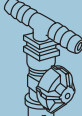
	PART NUMBER TRIPLE	TO FIT HOSE I.D.
	18637-113-406-NYB	3/8"
18640-113-540-NYB	1/2"	
18721-113-785-NYB	3/4"	

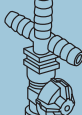


QJ200 Series Diaphragm Check Valve Quick TeeJet Nozzle Assemblies

- Available with single, double or triple hose shanks for 3/8", 1/2" and 3/4" I.D. hose.
- Drip-free shutoff with TeeJet ChemSaver®. Opens at 10 PSI (0.7 bar). Standard diaphragm is EPDM with Viton® optional.
- Maximum operating pressure of 125 PSI (9 bar).
- Flow rate: 2.25 GPM (8.5 l/min) at 5 PSI (0.34 bar) pressure drop, 3.18 GPM (12.0 l/min) at 10 PSI (0.69 bar) pressure drop.

	PART NUMBER SINGLE	TO FIT HOSE I.D.
	19349-211-406-NYB	3/8"
19349-211-540-NYB	1/2"	
19349-211-785-NYB	3/4"	

	PART NUMBER DOUBLE	TO FIT HOSE I.D.
	19350-212-406-NYB	3/8"
19350-212-540-NYB	1/2"	
19350-212-785-NYB	3/4"	

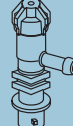
	PART NUMBER TRIPLE	TO FIT HOSE I.D.
	19351-213-406-NYB	3/8"
19351-213-540-NYB	1/2"	
19351-213-785-NYB	3/4"	

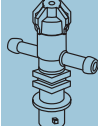


QJ300 Series Diaphragm Check Valve Quick TeeJet Nozzle Assemblies

- Low-profile design allows maximum protection against damage.
- Available with single and double hose shanks for 3/8", 1/2" and 3/4" I.D. hose.
- Drip-free shutoff with TeeJet ChemSaver®. Opens at 10 PSI (0.7 bar). Standard diaphragm is EPDM with Viton optional.
- Maximum operating pressure of 300 PSI (20 bar).
- Flow rate: 3.5 GPM (13.2 l/min) at 5 PSI (0.34 bar) pressure drop, 4.9 GPM (18.5 l/min) at 10 PSI (0.69 bar) pressure drop.

QJ300 Series is also available in polypropylene. Maximum operating pressure is 150 PSI (10 bar).

	PART NUMBER SINGLE	TO FIT HOSE I.D.
	22251-311-375-NYB	3/8"
22251-311-500-NYB	1/2"	
22251-311-750-NYB	3/4"	

	PART NUMBER DOUBLE	TO FIT HOSE I.D.
	22252-312-375-NYB	3/8"
22252-312-500-NYB	1/2"	
22252-312-750-NYB	3/4"	

Note: See page 56 for vari-spacing clamps. See page 64 for Quick TeeJet caps.

QJ39685 Series Quick TeeJet Nozzle Body

Features:

- Use with Quick TeeJet caps.
- Hose shanks available in double or single (left or right) for 1/2" hose I.D.
- TeeJet ChemSaver drip-free shutoff.
- Made of corrosion-resistant materials.
- Maximum operating pressure of 300 PSI (20 bar).

- QJ39684 uses Nylon nut instead of brass nut.

Note: Support is normally supplied by the customer. TeeJet vari-spacing clamps AA111-* can be used. See page 73 for order information.



Single Left
QJ39685-1L-500-NYB



Double
QJ39685-2-500-NYB



Single Right
QJ39685-1R-500-NYB



TeeJet® Vari-Spacing Clamps for Use on Dry Boom Quick TeeJet Bodies

PART NUMBER (PLATED STEEL)	TO FIT
QJ111-1/2	1/2" Pipe (19/64" & 7/8" O.D. Tubings)
QJ111-3/4	3/4" Pipe (1" & 1 1/8" O.D. Tubings)
QJ111-1	1" Pipe (1 1/8", 1 1/4" & 1 3/8" O.D. Tubings)
QJ111-1-1/4	1 1/4" Pipe (1 5/8" & 1 7/8" O.D. Tubings)
QJ111HP-3/4	3/4" Pipe (1" & 1 1/8" O.D. Tubings)

PART NUMBER		TO FIT
PLATED STEEL	STAINLESS STEEL	
QJ111SQ-3/4	QJ111SQ-3/4-304SS	3/4" Square Tubing
QJ111SQ-1	QJ111SQ-1-304SS	1" Square Tubing
QJ111SQ-1 1/4	QJ111SQ-1 1/4-304SS	1 1/4" Square Tubing
QJ111SQ-1 1/2	QJ111SQ-1 1/2-304SS	1 1/2" Square Tubing




Quick TeeJet® Multiple Nozzle Body Assemblies

Triple Nozzle Body

- Designed to greatly simplify changing spray tips in the field.
- Provides three spray positions for easy change of spray tips or quick boom flushing.
- Positive shutoff between each spray position.
- Includes ChemSaver® diaphragm check valve for drip-free shutoff. Opens at 10 PSI (0.7 bar).
- Standard EPDM diaphragm with Viton® available as an option.
- Can be used with all Quick TeeJet caps.

- Nylon body.
- Maximum operating pressure of 125 PSI (9 bar).
- Available in 1/2" and 3/4" single, double or triple hose shanks.
- Flow Rate: 1.6 GPM (6.0 l/min) at 5 PSI (0.34 bar) pressure drop, 2.26 GPM (8.6 l/min) at 10 PSI (0.69 bar) pressure drop.



PART NUMBER			TO FIT HOSE
SINGLE	DOUBLE	TRIPLE	
24230A-1-540-NYB	24230A-2-540-NYB	24230A-3-540-NYB	1/2"
24230A-1-785-NYB	24230A-2-785-NYB	24230A-3-785-NYB	3/4"



Quick TeeJet® Multiple Nozzle Bodies for Wet Booms

QC360 Quick TeeJet® Nozzle Body with Cam Lever Coupling Adapter

- Same features as QJ360C multiple nozzle bodies.
- Body designed to fit into standard cam lever couplings allowing for quick change to smaller capacity spray tips.
- Locating nib keeps body properly oriented in fitting.

- Flow Rate: 2.25 GPM (8.5 l/min) at 5 PSI (0.34 bar) pressure drop, 3.18 GPM (12.0 l/min) at 10 PSI (0.69 bar) pressure drop.
- 1.26" (32 mm) diameter tip body fits 3/4" cam lever coupling.

PART NUMBER	NUMBER OF SPRAY OUTLETS
QC363-NYB	3
QC364-NYB	4
QC365-NYB	5





QJ360C Nozzle Body Series for Wet Booms

- Available with either 3, 4 or 5 spray positions for easy change of spray tips or quick boom flushing.
- Positive shutoff between each position.
- Automatic spray alignment using flat fan spray tips.
- Maximum operating pressure of 300 PSI (20 bar).
- Available in 25 mm, ½", ¾" or 1" pipe connections.
- Includes ChemSaver® diaphragm check valve for drip-free shutoff. Standard diaphragm opens at 10 PSI (0.7 bar). See page 68 for additional 21950 ChemSaver spring capacities.
- Standard EPDM diaphragm with Viton® available as an option.
- Also available with optional Air ChemSaver or e-ChemSaver® shutoff valves, see page 69 for additional information.
- Flow Rate: 2.25 GPM (8.5 l/min) at 5 PSI (0.34 bar) pressure drop, 3.18 GPM (12.0 l/min) with 10 PSI (0.69 bar) pressure drop.
- Mounts to a ¾" (9.5 mm) hole drilled in pipe or tubing.
- Molded hex socket in upper clamp for attaching to flat surfaces. Accepts ⅝" or M8 bolt.
- Hinged upper clamp reduces assembly time and fits inside common boom channels.



QJ360E Nozzle Body Series for Wet Booms

- Available to fit 20 mm O.D. tubing only.
- Flow Rate: 1.5 GPM (5.7 l/min) at 5 PSI (0.34 bar) pressure drop, 2.1 GPM (8.0 l/min) with 10 PSI (0.69 bar) pressure drop.
- Reduced internal cavity to increase ChemSaver shut-off speed.
- Notched inlet tube allows for more complete boom drainage and reduces sediment buildup.



QJ363C
QJ363E



QJ364C
QJ364E



QJ365C
QJ365E

PART NUMBER	NUMBER OF SPRAY OUTLETS	TO CLAMP ON
QJ363E-20mm-NYB	3	20 mm Tubing
QJ363C-25mm-NYB	3	25 mm Tubing
QJ363C-1/2-NYB	3	½" Pipe
QJ363C-3/4-NYB	3	¾" Pipe
QJ363C-1-NYB	3	1" Pipe

PART NUMBER	NUMBER OF SPRAY OUTLETS	TO CLAMP ON
QJ364E-20mm-NYB	4	20 mm Tubing
QJ364C-25mm-NYB	4	25 mm Tubing
QJ364C-1/2-NYB	4	½" Pipe
QJ364C-3/4-NYB	4	¾" Pipe
QJ364C-1-NYB	4	1" Pipe

PART NUMBER	NUMBER OF SPRAY OUTLETS	TO CLAMP ON
QJ365E-20mm-NYB	5	20 mm Tubing
QJ365C-25mm-NYB	5	25 mm Tubing
QJ365C-1/2-NYB	5	½" Pipe
QJ365C-3/4-NYB	5	¾" Pipe
QJ365C-1-NYB	5	1" Pipe



Quick TeeJet® Triple Nozzle Bodies for Wet Booms



24216A-NYB

- Can be mounted to 20 mm, ½", ¾" or 1" pipe or equivalent size tubing.
- Provides three spray positions for easy change of spray tips.
- Shutoff position provided between each spray position.
- Features ChemSaver® drip-free shutoff. Requires 10 PSI (0.7 bar) at the nozzle to open check valve.
- Standard diaphragm of EPDM with optional Viton® available.
- Maximum operating pressure of 150 PSI (10 bar).
- ½" and ¾" sizes include mounting hole in upper clamp for attachment to flat surfaces.
- Mounts to a ⅜" (9.5 mm) or ⅝" (7.0 mm) hole drilled in pipe or tubing.
- Flow rate: 1.6 GPM (6.1 l/min) at 5 PSI (0.34 bar) pressure drop, 2.26 GPM (8.6 l/min) at 10 PSI (0.69 bar) pressure drop.

PART NUMBER	TO CLAMP ON	DRILL HOLE SIZE	UPPER CLAMP BOLT SIZE
24216A-20mm-NYB	20 mm Tubing	.375" (9.5 mm)	M8
24216A-20mmx7-NYB	20 mm Tubing	.280" (7.0 mm)	M8
24216A-1/2-NYB	½" Pipe	.375" (9.5 mm)	¼"
24216A-1/2x7-NYB	½" Pipe	.280" (7.0 mm)	¼"
24216A-1/2M-NYB	½" Pipe	.375" (9.5 mm)	M8
24216A-3/4-NYB	¾" Pipe	.375" (9.5 mm)	¼"
24216A-1-NYB	1" Pipe	.375" (9.5 mm)	N/A



Quick TeeJet® Multiple Nozzle Bodies with Fertilizer Outlets for Wet Booms

Features:

- Single fertilizer nozzle outlet with shutoff cap and either 3, 4 or 5 spray positions for easy change of spray tips or quick boom flushing.
- Positive shutoff between each position.
- Automatic self-alignment with flat fan spray patterns.
- Flow rate: 2.25 GPM (8.5 l/min) with 5 PSI (0.34 bar) pressure drop through turret and 3.4 GPM (12.9 l/min) through fertilizer outlet.
- Flow rate: 3.18 GPM (12.0 l/min) with 10 PSI (0.69 bar) pressure drop through turret and 4.8 GPM (18.2 l/min) through fertilizer outlet.
- Maximum pressure of 300 PSI (20 bar).
- Available in 1" pipe connections and mounts with a ⅜" (9.5 mm) hole drilled in pipe or tubing.
- Includes ChemSaver® diaphragm check valve for drip-free shutoff. Standard diaphragm opens at 10 PSI (0.7 bar). See page 60 for additional 21950 ChemSaver spring capacities.
- Standard O-rings and diaphragm made of EPDM and Buna with Viton® optional.
- Also available with optional Air ChemSaver or e-ChemSaver® shutoff valves, see page 69 for additional information.
- Molded hex socket in the upper clamp for attaching to flat surfaces. Accepts ⅝" or M8 bolt.
- Hinged upper clamp reduces assembly time and fits inside common boom channels.



QJ363F



QJ364F



QJ365F

PART NUMBER	NUMBER OF SPRAY OUTLETS	TO CLAMP ON
QJ363F-1-NYB	3 + 1	1" Pipe
QJ364F-1-NYB	4 + 1	1" Pipe
QJ365F-1-NYB	5 + 1	1" Pipe



QJ380 High Flow Nozzle Body

- High capacity multiple outlet nozzle body is ideal for high speed, high volume applications including liquid fertilizer.
- Available with 3 spray positions for easy change of spray tips or quick boom flushing.
- Positive shutoff between each spray position.
- Automatic spray alignment when using flat fan spray tips.
- Maximum operating pressure of 150 PSI (10 bar).
- Available in ¾" or 1" pipe size.
- Requires ⅜" (9.5 mm) hole drilled in pipe or tubing.
- Includes high capacity ChemSaver® diaphragm check valve for drip-free shutoff. Diaphragm opens at 12 PSI (0.8 bar).
- 3.0 GPM (11.4 l/min) flow rate at a 5 PSI (0.34 bar) pressure drop.
- Molded hex socket in upper clamp for attaching to flat surfaces. Accepts ⅝" or M8 bolt.
- Hinged upper clamp reduces assembly time and fits inside common boom channels.
- Constructed of nylon and acetal with Viton® seals and O-rings.



QJ380

PART NUMBER	NUMBER OF SPRAY OUTLETS	TO CLAMP ON
QJ383-3/4-NYB	3	¾" Pipe
QJ383-1-NYB	3	1" Pipe

QJ380F High Flow Nozzle Body with Fertilizer Outlet

- Same features as standard QJ380, with an additional higher flow outlet on bottom of body.
- Additional outlet can be used for very high flow applications such as liquid fertilizer.
- Flow rate through fertilizer outlet is 4.5 GPM (17.0 l/min) at 5 PSI (0.34 bar) pressure drop.



QJ383F

PART NUMBER	NUMBER OF SPRAY OUTLETS	TO CLAMP ON
QJ383F-3/4-NYB	3 + 1	¾" Pipe
QJ383F-1-NYB	3 + 1	1" Pipe

CP98488-VI Hi-Flow Nozzle Body Adapter Insert

- Reduces ⅜" (9.5mm) hole to ⅜" (9.5mm).
- Allows QJ380 nozzle body to be used in place of non-TeeJet high-flow wet boom nozzle bodies.



CP98488-VI



Quick TeeJet® QJS Series Stackable Nozzle Bodies

The QJS nozzle body utilizes a modular design that allows for highly customized solutions to best fit your sprayer and spraying application needs. Choose the boom size, inlet position, outlet arrangement and tip shutoff mechanism that works best.

- Multiple outlet, stackable nozzle body is ideal for mounted, trailed and self-propelled sprayers.
- Wet boom configuration offered with choice of bottom or side inlet in five different boom diameters ($\frac{1}{2}$ ", $\frac{3}{4}$ ", 1", 20mm and 25mm); dry boom version also available in three sizes ($\frac{1}{2}$ ", $\frac{3}{4}$ ", 1").
- Can be equipped with any combination of TeeJet ChemSaver® tip shutoffs including pneumatic, electric, manual or spring-loaded check valve.
- Choose from one to four outlets in a variety of configurations.
- Wetted parts are nylon and Viton.
- Maximum operating pressure of up to 300 PSI (20 bar) depending on the ChemSaver used.
- Flow rating of up to 2.75 gpm (10.4 l/min) at 5 PSI (0.34 bar) pressure drop and 4.0 gpm (15.1 l/min) at 10 PSI (0.7 bar) pressure drop depending on ChemSaver used.
- See page 69 for additional info on ChemSaver shutoffs.



QJS-B3-AAA



QJS-B3-MAA



QJS-S2-EM



QJS-T4R-750-L-AAAA

OUTLET CONFIGURATION	
S0	Side Inlet, Stacked Bodies, Split Eyelet Only
S1	Side Inlet, Stacked Bodies, 1 Outlet
S2	Side Inlet, Stacked Bodies, 2 Outlets
B0	Side Inlet, Stacked Bodies, Split Eyelet Only with Plug
B1	Bottom Inlet, Stacked Bodies, 1 Outlet
B2	Bottom Inlet, Stacked Bodies, 2 Outlets
B3	Bottom Inlet, Stacked Bodies, 3 Outlets
T3	Bottom Inlet, Parallel Bodies, 3 Outlets Parallel to Boom
T4	Bottom Inlet, Parallel Bodies, 4 Outlets Including Outlet Below Boom
T4R	Bottom Inlet, Parallel Bodies, 4 Outlets Parallel to Boom, Additional Outlet on Right Side
T4L	Bottom Inlet, Parallel Bodies, 4 Outlets Parallel to Boom, Additional Outlet on Left Side

Note: Outlet orientation is viewed with split eyelet pointing forward.

PIPE/HOSE SIZE	
20 mm	20 mm Tubing
25 mm	25 mm Tubing
½	½" Pipe
¾	¾" Pipe
1	1" Pipe
500	½" Hose Barb
750	¾" Hose Barb
1000	1" Hose Barb

DRY BOOM ORIENTATION	
L	Single Hose Barb Left Orientation
R	Single Hose Barb Right Orientation
2	Double Hose Barb
Blank	Wet Boom

Note: Hose barb orientation is viewed with split eyelet pointing forward.

SHUTOFF TYPE FOR EACH POSITION	
C	Standard ChemSaver®
M	Manual ChemSaver
E	e-ChemSaver® (12 VDC)*
V	e-ChemSaver (24 VDC)*
A	Air ChemSaver
Blank	No ChemSaver

Note: First position of e-ChemSaver is location nearest to the pipe.

*Preferred position of e-ChemSaver is location nearest to the pipe.





Quick TeeJet® Single Nozzle Bodies for Wet Booms



QJ22187

QJ22187-NYB

- Can be mounted to 1/2", 3/4" or 1" pipe or equivalent size tubing.
- 1/2" and 3/4" sizes include a mounting hole in clamp subassembly for mounting to flat surfaces.
- Allows side mounting to flat surface for protection of nozzle body.
- Features ChemSaver drip-free shutoff. Requires 10 PSI (0.7 bar) at the nozzle to open check valve.
- Standard diaphragm of EPDM with optional Viton available.
- Mounts to a 3/8" (9.5 mm) hole drilled in pipe or tubing.
- Maximum operating pressure of 300 PSI (20 bar).
- Flow rate: 2.5 GPM (9.5 l/min) at 5 PSI (0.34 bar) pressure drop, 3.54 GPM (13.4 l/min) at 10 PSI (0.69 bar) pressure drop.

PART NUMBER	TO CLAMP ON	DRILL HOLE SIZE	UPPER CLAMP BOLT SIZE
QJ22187-1/2-NYB	1/2" Pipe	.375" (9.5 mm)	1/4"
QJ22187-3/4-NYB	3/4" Pipe	.375" (9.5 mm)	1/4"
QJ22187-1-NYB	1" Pipe	.375" (9.5 mm)	N/A



QJ17560A

QJ17560A-NYB

- Can be mounted to 20 mm, 25 mm, 1/2", 3/4" or 1" pipe or equivalent size tubing.
- Features ChemSaver drip-free shutoff. Requires 10 PSI (0.7 bar) at the nozzle to open check valve.
- Standard diaphragm of EPDM with optional Viton available.
- Mounts to a 3/8" (9.5 mm) or 3/32" (7.0 mm) hole drilled in pipe or tubing.
- All sizes include a mounting hole in upper clamp subassembly for mounting to flat surfaces.
- Maximum operating pressure of 300 PSI (20 bar).
- Flow rate: 2.25 GPM (8.5 l/min) at 5 PSI (0.34 bar) pressure drop, 3.18 GPM (12.0 l/min) at 10 PSI (0.69 bar) pressure drop.

PART NUMBER	TO CLAMP ON	DRILL HOLE SIZE	UPPER CLAMP BOLT SIZE
QJ17560A-20mm-NYB	20 mm Tubing	.375" (9.5 mm)	5/16" or M8
QJ17560A-20mmx7-NYB	20 mm Tubing	.280" (7.0 mm)	5/16" or M8
QJ17560A-25mm-NYB	25 mm Tubing	.375" (9.5 mm)	5/16" or M8
QJ17560A-1/2-NYB	1/2" Pipe	.375" (9.5 mm)	5/16" or M8
QJ17560A-1/2x7-NYB	1/2" Pipe	.280" (7.0 mm)	5/16" or M8
QJ17560A-3/4-NYB	3/4" Pipe	.375" (9.5 mm)	5/16" or M8
QJ17560A-1-NYB	1" Pipe	.375" (9.5 mm)	5/16" or M8



QJ7421

QJ7421-NYB

- Can be mounted to 1/2", 3/4" or 1" pipe or equivalent size tubing.
- 1/2" and 3/4" sizes include a mounting hole in upper clamp subassembly for mounting to flat surfaces.
- Mounts to a 3/8" (9.5 mm) hole drilled in pipe or tubing.
- Maximum operating pressure of 300 PSI (20 bar).

PART NUMBER	TO CLAMP ON	DRILL HOLE SIZE	UPPER CLAMP BOLT SIZE
QJ7421-1/2-NYB	1/2" Pipe	.375" (9.5 mm)	1/4"
QJ7421-3/4-NYB	3/4" Pipe	.375" (9.5 mm)	1/4"
QJ7421-1-NYB	1" Pipe	.375" (9.5 mm)	N/A



- Fittings feature push to connect couplers for fast, easy, leak-free assembly.
- Offered in body, straight cap, 90° fixed cap and 90° swivel cap.
- Accepts plastic and soft metal tubing.
- Commonly used for liquid fertilizer application systems on planters and toolbars.
- Maximum operating pressure of 100 PSI (7 bar).
- Caps include CP18999-EPR gasket.

How to order:

Specify model number.
Example: QJ98595-1/4-*

90° Caps



Body



Straight Cap



Swivel Cap



PART NUMBER	TUBING SIZE (OD)	DESCRIPTION
QJ98595-1/4-*	1/4"	Straight Cap & Body
QJ114401-5/16-*	5/16"	Straight Cap & Body
QJ98594-3/8-*	3/8"	Straight Cap & Body
QJ98592-1/4-*	1/4"	Body
QJ114400-5/16-*	5/16"	Body
QJ98590-3/8-*	3/8"	Body
QJ98588-1/4	1/4"	Straight Cap
QJ114398-5/16	5/16"	Straight Cap
QJ98586-3/8	3/8"	Straight Cap
QJ98598-90-1/4	1/4"	90° Fixed Cap
QJ98599-90-3/8	3/8"	90° Fixed Cap
QJ114403-1/4	1/4"	90° Swivel Cap
QJ114404-5/16	5/16"	90° Swivel Cap
QJ114405-3/8	3/8"	90° Swivel Cap
QJ114430-1/4-*	1/4"	Capless Body, PTC In & PTC Out
QJ114432-5/16-*	5/16"	Capless Body, PTC In & PTC Out
QJ114434-3/8-*	3/8"	Capless Body, PTC In & PTC Out

*Specify diaphragm check valve opening pressure.

Body & Cap Assembly





Quick TeeJet® Caps

Color Code

1	2	3	4	5	6	7	8	9	10
Black	White	Red	Blue	Green	Yellow	Brown	Orange	Gray††	Violet

Ordering Information

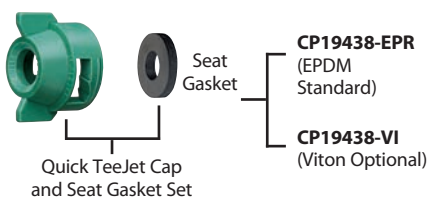
QUICK TEEJET CAPS	PART NUMBER		FOR USE WITH FLAT SPRAY TIPS 300 PSI (20 bar) MAXIMUM PRESSURE
	QUICK TEEJET CAP ONLY	QUICK TEEJET CAP & SEAT GASKET SET	
	CP25611- *-NY	25612- *-NYR	TeeJet® Flat Spray Tips (Smaller Capacities) TP Standard -0067 Thru -08 XR -01 Thru -08 DG TeeJet® TT TTJ60 Turbo TwinJet AIXR TeeJet® OC TeeJet
	CP25611-9-PP††	25612-9-PP††	
	CP25609- *-NY	25610- *-NYR	TeeJet Flat Spray Tips (Larger Capacities) TP Standard -10 Thru -20 XR -10 Thru -15
	CP25597- *-NY	25598- *-NYR	TJ60 TwinJet® AI TeeJet and AIUB TeeJet SJ3 StreamJet DG TwinJet® Turbo TeeJet Induction® AITTJ60 Turbo TwinJet (02-06)
	CP98578-1-NY†	98579-1-NYR†	AI3070 AITTJ60 Turbo TwinJet (08-15)
	CP25595- *-NY	25596- *-NYR	TeeJet Flat Spray Tips (Smaller Capacities) Tips can be positioned in choice of two spray plane directions—parallel or perpendicular to wings of Quick TeeJet cap.
	CP25599- *-NY	25600- *-NYR	Turbo FloodJet® VisiFlo® Spray Tip TK-VS FloodJet® VisiFlo Spray Tip TK-VP FloodJet® VisiFlo Spray Tip Locating Nib
	CP25607- *-NY	25608- *-NYR	TK FloodJet® FL FullJet® TX/TXA ConeJet® TG Full Cone Hose Shank AITXA ConeJet
	CP25607-9-PP††	25608-9-PP††	
	CP25607- *-NY	—	D-Disc Core Seal CP18999-EPR (EPDM standard) CP18999-VI (Viton® optional) Used with DC-Core Inserts and CP4916 Flow Regulators (Insert Core into Seal)
	CP26277-1-NY†	26278-1-NYR†	Ceramic Disc-Core D-Disc Core TXB ConeJet® AITXB ConeJet
	CP114395-1-NYB†	114396-1-NYR†	TXR ConeJet 114396-1-NYR includes gasket and O-ring (CP7717-M10.5x1.5-VI)

*Specify color code (see chart). Violet (10) only available in CP25611 and CP25597 Nylon caps.

†These Quick TeeJet caps available only in black.

††Polypropylene Quick TeeJet caps available only in gray and rated to 150 PSI (10 bar). Nylon caps not available in gray.

Quick TeeJet Cap



The Quick TeeJet caps are designed with grooves that fit locating lugs on the nozzle body. Caps are made of Nylon and are available for use with all TeeJet® spray tips. Maximum operating pressure of 300 PSI (20 bar).

How to order:

For cap and seat gasket set, specify set number and color code.
 Example: 25612-3-NYR

For cap only, specify part number and color code.
 Example: CP25597-4-NY

For seat gasket, specify part number.
 Example: CP19438-EPR



Ordering Information

QUICK TEEJET CAPS	PART NUMBER		FOR USE WITH FLAT SPRAY TIPS 300 PSI (20 bar) MAXIMUM PRESSURE
	QUICK TEEJET CAP ONLY	QUICK TEEJET CAP & SEAT GASKET SET	
	QJ4676-45-1/4-NYR†		45° Quick TeeJet cap with 1/4" NPT female threaded outlet
	QJ4676-90-1/4-NYR†		90° Quick TeeJet cap with 1/4" NPT female threaded outlet
	QJ4676-1/8-NYR†		Permits use of standard 1/8" and 1/4" nozzles. Can be used for mounting pressure gauge at the nozzle. See Data Sheet 20055 for more information. (B) = BSPT
	QJ(B)4676-1/4-NYR†		
	19843-NYR†		Provides shutoff at nozzle for quick spacing change or change in spray swath.

†These Quick TeeJet caps available only in black.

Color Code

1	2	3	4	5	6	7	8	9
Black	White	Red	Blue	Green	Yellow	Brown	Orange	Gray††

Caps for Hardi® Nozzle Bodies

QUICK TEEJET CAPS	PART NUMBER		FOR USE WITH FLAT SPRAY TIPS 150 PSI (10 bar) MAXIMUM PRESSURE					
	QUICK TEEJET CAP ONLY	QUICK TEEJET CAP & SEAT GASKET SET	TJ60 TwinJet®	AI TeeJet & AIUB TeeJet	SJ3 StreamJet	DG TwinJet®	Turbo TeeJet® Induction	AITTJ60 Turbo TwinJet
	CP21399-*-CE	21398H-*-CELR						
	CP23307-*-CE	23306H-*-CELR	TP Standard (-0067 Thru -08)	XR TeeJet® (-01 Thru -08)	AIXR TeeJet	DG TeeJet®	Turbo TeeJet	OC TeeJet (-01 Thru -08)
	CP58350-*-CE	58348H-*-CELR	TK FloodJet®	FL FullJet®	TX ConeJet®	TG Full Cone	Hose Shank	AITXA ConeJet

Note: When using TeeJet tip strainer, use CP26227 gasket in place of CP23308 gasket. See page 66 for 55240 Hardi to TeeJet adapter.

*Specify color code (see chart).

Quick TeeJet® Rapid Stop Nozzle Body Adapter

- Extended inlet tube for wet boom nozzle bodies raises inlet tube height to evacuate trapped air from spray boom.
- Can significantly reduce the shut off and turn on time of spray tips for more precise application.
- Easily installed into a wide range of TeeJet wet boom nozzle bodies.
- Stainless steel construction for strength and excellent chemical resistance.

PART NUMBER	WET BOOM SIZE	FITS TEEJET NOZZLE BODY
CP98583-1-3/4-SS	3/4" Pipe	QJ360C, QJ380, QJ380F, QJS
CP98583-1-1-SS	1" Pipe	
CP98583-2-3/4-SS	3/4" Pipe	QJ17560A, 24216A
CP98583-2-1-SS	1" Pipe	
CP98583-3-1-SS	1" Pipe QJ360F	QJ360F



QJ17560A



QJT8360-NYB, QJP19011-NYB, QJ8360-NYB

- Retrofits to a Quick TeeJet system.
- Features ChemSaver® no-drip shutoff. Requires 10 PSI (0.7 bar) at the nozzle to open check valve.
- Standard diaphragm of EPDM with optional Viton® available upon request.
- Maximum operating pressure of 300 PSI (20 bar).
- Flow rate: 2.25 GPM (8.5 l/min) at 5 PSI (0.34 bar) pressure drop, 3.18 GPM (12.0 l/min) at 10 PSI (0.69 bar) pressure drop.



QJ8360-NYB



QJT8360-NYB
QJP19011-NYB

PART NUMBER	TO FIT
QJ(B)8360-NYB	¼" (F) thread
QJT8360-NYB	1½"-16 (M) TeeJet thread
QJP19011-NYB	¾" (M) BSPP thread

(B)=BSPT

QJ1/4T-NYB & QJT-NYB

- QJ1/4T-NYB allows use of Quick TeeJet system with ¼" NPT and BSPT male connections.
- QJT-NYB permits use of Quick TeeJet system with standard 1½"-16 TeeJet thread.
- Maximum operating pressure of 300 PSI (20 bar).



PART NUMBER	TO FIT
(B)QJ1/4T-NYB	¼" (M) thread
QJT-NYB	1½"-16 (M) TeeJet thread

(B)=BSPT

22674-1/4-NYB

- Allows use of Quick TeeJet system with ¼" NPT or BSPT female connections.



PART NUMBER	TO FIT
(B) 22674-1/4-NYB	¼" (F) thread

(B)=BSPT

QJ8355-NYB

- Allows use of Quick TeeJet system with ½" and ¼" NPT female connections.
- Side mounting provides protection of the nozzle body.
- Features ChemSaver no-drip shutoff. Requires 10 PSI (0.7 bar) at the nozzle to open check valve.
- Standard diaphragm of EPDM with optional Viton available upon request.
- Maximum operating pressure of 300 PSI (20 bar).
- Flow rate: 2.25 GPM (8.5 l/min) at 5 PSI (0.34 bar) pressure drop, 3.18 GPM (12.0 l/min) at 10 PSI (0.69 bar) pressure drop.



PART NUMBER	TO FIT
QJ8355-1/8-NYB	½" (M)
QJ8355-1/4-NYB	¼" (M)

QJ1/4TT-NYB

- Allows use of Quick TeeJet system with ¼" NPT and BSPT female connections.
- Maximum operating pressure of 300 PSI (20 bar).



PART NUMBER	TO FIT
QJ(B)1/4TT-NYB	¼" (F) thread

(B)=BSPT

55240-CELR

- Converts Hardi® snap-fit nozzle body connection to Quick TeeJet connection for easy installation of TeeJet tips. Especially useful for AIC, XRC and SJ7 tips.
- Acetal construction with EPDM gasket for durability and chemical resistance.
- Accepts standard tip strainers.
- Maximum operating pressure of 150 PSI (10 bar).



PART NUMBER	TO FIT
55240-CELR	Hardi Snap-Fit

QJ90-1-NYR

- Fits standard Quick TeeJet bodies.
- Nylon body construction for strength and durability, with EPDM gasket (Viton® optional).
- Outlet can be fitted with Quick TeeJet caps and TeeJet spray tips.
- One piece, 90° elbow is ideal for installation of TK-VS FloodJet® and TF-VS or TF-VP Turbo FloodJet nozzles on single or multiple outlet nozzle bodies. Proper orientation of spray tip enhances spray distribution quality.
- Adapter outlet accepts standard tip strainers.
- Maximum operating pressure of 300 PSI (20 bar).



PART NUMBER	TO FIT
QJ90-1-NYR	Quick TeeJet

QJ90-2-NYR

- Fits standard Quick TeeJet bodies.
- Made of Nylon with CP19438-EPR gasket (included).
- Use with Quick TeeJet cap and gasket for automatic alignment when using flat fan spray tips.
- 90° included angle between outlets. When used with standard flat fan tips produces a twin type spray pattern for improved coverage and canopy penetration.
- Maximum operating pressure of 300 PSI (20 bar).



PART NUMBER	TO FIT
QJ90-2-NYR	Quick TeeJet

50854-NYB

- For use with Quick TeeJet nozzle bodies to extend body length by 1 inch (25 mm).
- Used to eliminate interference of spray pattern with sprayer boom structure or shields, particularly with twin pattern or fertilizer spray tips.
- Nylon body construction with EPDM gasket.
- Maximum operating pressure of 300 PSI (20 bar).

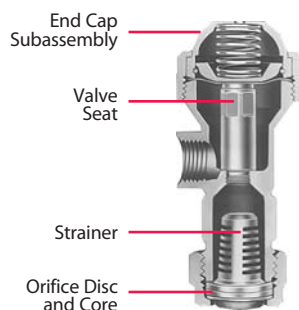


PART NUMBER	TO FIT
50854-NYB	Quick TeeJet



In this type of nozzle body, the diaphragm check valve is an integral part of the nozzle assembly. This design eliminates the pressure drop associated with ball-type check valves. The spring-backed diaphragm ensures dependable closure. Originally developed for use in aerial spraying, nozzle bodies of this design are now widely used wherever drip-free shutoff is required. For maximum operating pressures of 125 PSI (9 bar).

Typical Assembly



8355

Made of Nylon with Nylon/polypropylene end cap assembly. Check valve opens at 10 PSI (0.7 bar) pressure. Choice of 1/8" or 1/4" NPT (F) inlet connections. Flow rate for 1/8" is 3 GPM at 5 PSI pressure drop (11.4 l/min at 0.34 bar). Flow rate for 1/4" is 3.9 GPM at 5 PSI pressure drop (15 l/min at 0.34 bar). Overall length 2 3/4" (70 mm). Weight: 1 1/2 ounces (43 g).



12328-NYB

Made of Nylon with Celcon® bonnet. Check valve opens at 7 PSI (0.5 bar) pressure. (M) inlet connection and (F) outlet connections. Choice of 1/2" and 3/4" NPT sizes. Flow rate for 1/2" is 12 GPM at 5 PSI pressure drop (45 l/min at 0.34 bar). Flow rate for 3/4" is 16 GPM at 5 PSI pressure drop (61 l/min at 0.34 bar). Overall length 3" (76 mm). Weight: 9 ounces (0.26 kg).



8360

Made of Nylon with Nylon/polypropylene end cap assembly. Check valve opens at 10 PSI (0.7 bar) pressure. 1/4" NPT (M) inlet connection. Flow rate of 2.25 GPM at 5 PSI pressure drop (8.5 l/min at 0.34 bar). Overall length 2" (51 mm). Weight: 1 ounce (28 g).

ChemSaver® Diaphragm Check Valve Nozzle Bodies

Similar in design and performance to the TeeJet® Diaphragm Check Valve nozzle bodies, but with pipe thread outlet connections for spray nozzles instead of TeeJet caps and spray tips. For maximum operating pressures of 125 PSI (9 bar).



4664B

Made in choice of brass or aluminum with replaceable stainless steel valve seat. Check valve opens at 7 PSI (0.5 bar) pressure. 1/8" NPT (F) inlet connection. Flow rate of 2.0 GPM at 5 PSI pressure drop (7.5 l/min at 0.34 bar). Overall length 2 5/16" (59 mm). Weights: brass 3 ounces (85 g), aluminum 1 ounce (28 g).



4666B

Made in brass with replaceable stainless steel valve seat. 1/8" NPT (F) inlet and outlet connections. Flow rate of 2.0 GPM at 5 PSI pressure drop (7.5 l/min at 0.34 bar). Overall length 1 15/16" (49 mm). Check valve opens at 7 PSI (0.5 bar) pressure. Weight: 2 1/2 ounces (71 g).



6140A

Made of brass. Check valve opens at 7 PSI (0.5 bar) pressure. Choice of 1/4" and 3/8" NPT (F) inlet connections. Outlet connection has dual 1/2" NPT external (M) thread and 3/8" NPT internal (F) thread. Flow rate of 4.5 GPM at 5 PSI pressure drop (17 l/min at 0.34 bar). Overall length 2 3/8" (61 mm). Weight: 2 1/2 ounces (71 g).



6135A

Made of brass. Check valve opens at 7 PSI (0.5 bar) pressure. Choice of 1/4" and 3/8" NPT (F) inlet connections. Flow rate of 4.5 GPM at 5 PSI pressure drop (17 l/min at 0.34 bar). Overall length 2 5/8" (67 mm). Weight: 4 1/2 ounces (128 g).



(B)10742A

Made in choice of brass or aluminum. Check valve opens at 7 PSI (0.5 bar) pressure. 1/4" NPT (M) inlet and (F) outlet connections. Overall length 1 7/16" (37 mm). Flow rate of 2.25 GPM at 5 PSI pressure drop (8.5 l/min at 0.34 bar). Weights: brass 2 1/2 ounces (71 g), aluminum 2 ounces (57 g).

(B)=BSPT



TeeJet® Nozzle Body ChemSaver® Check Valves

CHEMSAVER DIAPHRAGM CHECK VALVES	EXPLODED VIEW																	
<p>Back end of Diaphragm Check Valves (Brass)</p>	<p>CP6227-TEF Diaphragm Teflon® (optional) To be used with 4620 Diaphragm</p>	<p>CP4620-FA Diaphragm Fairprene® or Viton</p>	<p>9758 End Cap Subassembly Brass, Aluminum</p>	<p>CP4624 Retainer Brass, Aluminum</p>														
<p>Back end of Diaphragm Check Valves (Nylon)</p>	<p>CP6227-TEF Diaphragm Teflon (optional) To be used with 21953 Diaphragm</p>	<p>CP21953-EPR Diaphragm EPDM or Viton</p> <p>Note: Nib on diaphragm fits into hole in end cap assembly.</p>	<p>21950-NYB ChemSaver End Cap Assembly Nylon/polypropylene</p>	<table border="1"> <thead> <tr> <th>PART NUMBER</th> <th>APPROXIMATE OPENING PRESSURE</th> </tr> </thead> <tbody> <tr> <td>21950-2-NY</td> <td>2 PSI (0.14 bar)</td> </tr> <tr> <td>21950-5-NYB</td> <td>5 PSI (0.34 bar)</td> </tr> <tr> <td>21950-8-NYB</td> <td>8 PSI (0.6 bar)</td> </tr> <tr> <td>21950-10-NYB</td> <td>10 PSI (0.7 bar)</td> </tr> <tr> <td>21950-15-NY</td> <td>15 PSI (1 bar)</td> </tr> <tr> <td>21950-20-NYB</td> <td>20 PSI (1.4 bar)</td> </tr> </tbody> </table>	PART NUMBER	APPROXIMATE OPENING PRESSURE	21950-2-NY	2 PSI (0.14 bar)	21950-5-NYB	5 PSI (0.34 bar)	21950-8-NYB	8 PSI (0.6 bar)	21950-10-NYB	10 PSI (0.7 bar)	21950-15-NY	15 PSI (1 bar)	21950-20-NYB	20 PSI (1.4 bar)
PART NUMBER	APPROXIMATE OPENING PRESSURE																	
21950-2-NY	2 PSI (0.14 bar)																	
21950-5-NYB	5 PSI (0.34 bar)																	
21950-8-NYB	8 PSI (0.6 bar)																	
21950-10-NYB	10 PSI (0.7 bar)																	
21950-15-NY	15 PSI (1 bar)																	
21950-20-NYB	20 PSI (1.4 bar)																	
<p>QJS</p>	<p>CP56709-EPDM Diaphragm EPDM or Viton</p>	<p>56714-NYB End Cap Subassembly</p>	<p>CP56711-NYB Retaining Ring</p>															

TeeJet® Row Application Kit

The 23770 Adjustable Row Application Kit is for Applying Post-emergence Chemicals Over Crop Rows

Features:

- Arms adjustable for length and angle without removing bolts; simply loosen.
- Available with stainless steel arms.
- Positioning one arm at proper angle automatically sets correct angle of second arm.
- Fits square or round booms up to 1½" diameter.
- Kit includes standard and Quick TeeJet® nozzle bodies.
- Side nozzle bodies may be rotated.
- Maximum pressure of 125 PSI (9 bar).
- Spray tips and strainers not included.

How to order:
Specify model number.
Example: 23770-SS



Model #23770 Row Application Kit
(Supplied without spray tips and strainers)



55295 e-ChemSaver® Electric Solenoid Shutoff

The 55295 e-ChemSaver is a solenoid actuated shutoff compatible with a wide range of TeeJet nozzle bodies equipped with a diaphragm check valve. It can be used for end of boom nozzles as well as individual tip shutoff and PWM controls.

- Valve is normally closed and opens when solenoid is energized.
- Wetted materials include stainless steel and Viton®.
- Use with most diaphragm check valve equipped TeeJet nozzle bodies.
- 100 PSI (6.8 bar) maximum spraying pressure at minimum voltage (12V or 24V).
- 0.6 GPM (2.27 l/min) at 5 PSI (0.34 bar) pressure drop and 0.8 GPM (3.0 l/min) at 10 PSI (0.7 bar) pressure drop.
- ¼ second response time.
- Offered in 12- or 24-Volt DC version.
- 2-Pin MetriPack connector molded into body for a clean, weather-tight electrical connection.



55295

PART NUMBER	VOLTAGE (DC)	FOR USE WITH TEEJET NOZZLE BODY
55295-1-12	12	QJ17560A, QJ360E, QJ200, QJ300, 24216A, 24230A, QJ39685, QJ(T)8360
55295-1-24	24	
55295-2-12	12	QJ360C, QJ22187, QJ8355
55295-2-24	24	
55295-4-12	12	QJS
55295-4-24	24	

55300 Air ChemSaver Shutoff

55300 ChemSaver Air Shutoff Valve is designed as a pneumatic valve for use on Quick TeeJet® nozzle assemblies. Air pressure is used to open the valve and a spring is used to close the valve.

- Wetted materials include polypropylene, Kynar® and Viton.
- 45 PSI (3.1 bar) minimum air pressure.
- 150 PSI (1b bar) maximum liquid pressure.
- Air inlet fitting swivels around body and accepts 6mm push-to-connect fittings for fast installation.
- Valve is normally closed.
- Very low air consumption per cycle reduces load on air supply system.



55300

58140 ChemSaver Manual Shutoff

- Use with any application where individual shutoff is important such as golf course and estate sprayers.
- Fits any Quick TeeJet nozzle body with diaphragm check valve.
- With retaining ring in fully open position (turn counterclockwise), functions like a standard 10 PSI (0.7 bar) diaphragm check valve.
- With retaining ring in fully closed position (turn clockwise), all flow through nozzle body is shut off.
- 150 PSI (10 bar) maximum pressure rating.
- Nylon construction.



58140

How to order:

Specify model number.

Example: 55295-1-12 – e-ChemSaver Shutoff

55300 – Air ChemSaver Shutoff


58140-NYB – Manual ChemSaver Shutoff

98450 Series Brass Rollover


TeeJet rollovers are designed for use on air blast sprayers in orchard and vineyard spraying applications. These compact rollovers are available with or without diaphragm check valve, offer a choice of single- or double-outlet configurations, and are available with a variety of inlet connection sizes and thread types.

Precision machined forged brass construction makes TeeJet rollovers both rugged and durable.


- Maximum recommended pressure of 750 PSI (52 bar)
- Flow rate of 1.6 GPM (6.1 l/min) with a 10 PSI (0.69 bar) pressure drop
- Two shutoff positions at 90° from open
- Three open positions at vertical and +/-15° from vertical with positive detent
- 1/16"-16 outlet thread accepts standard tip retaining caps




98451
Single Outlet



98453
Single Outlet



98450
Double Outlet



98452
Double Outlet

Sample Rollover Part Number:

B98450-1/4F

INLET THREAD TYPE	
BLANK	NPT
B	BSPT
S	NPS
P	BSPP

Note: NPS & BSPP versions include locking nut on inlet

MODEL SPECIFICATION	
9845	ROLLOVER

INLET THREAD SIZE

1/4F	1/4" FEMALE
1/4M	1/4" MALE
3/8M	3/8" MALE

Note: 1/4F not available in NPS or BSPP

BODY CONFIGURATION

0	DOUBLE OUTLET, WITH CHECK VALVE
1	SINGLE OUTLET, WITH CHECK VALVE
2	DOUBLE OUTLET, NO CHECK VALVE
3	SINGLE OUTLET, NO CHECK VALVE

Plug Valve

A compact quarter turn on-off valve for many applications. Low-profile handle is suited for use on airblast sprayers. Maximum operating pressure of 400 PSI (28 bar). Brass with Celcon® handle.

PLUG VALVE NUMBER	CONNECTIONS IN NPT
(B)23220-1/4F x 1/4F	1/4" (F) x 1/4" (F)
(B)23220-1/8F x 1/8F	1/8" (F) x 1/8" (F)
(B)23220-1/4M x T	1/4" (M) x 1/16"-16 (M)
(B)23220-1/4F x T	1/4" (F) x 1/16"-16 (M)
(B)23220-1/4M x 1/4F	1/4" (M) x 1/4" (F)
(B)23220-1/4F x 1/4M	1/4" (F) x 1/4" (M)

(B)=BSPT



23220

Typical Assembly with Ceramic Disc and Core



4514-NY
Slotted
Strainer*

Core

Disc

CP20230
TeeJet Cap

*Use CP20229-NY gasket when 4514-NY Nylon slotted strainer is not used.



Quick TeeJet® Swivel Nozzle Bodies

QJ8600 swivel Quick TeeJet nozzle body assemblies provide the same spray tip adjustability of a standard TeeJet threaded swivel plus the quick change and self-aligning features of the Quick TeeJet System.



QJ8600-2-1/4-NYB
Double Swivel Nozzle

PART NUMBER	PIPE THREAD	MATERIAL
QJ8600-2-1/4-NYB	1/4" NPT (F)	Nylon



QJ8600-1/4-NYB
Single Swivel Nozzle

PART NUMBER	PIPE THREAD	MATERIAL
QJ8600-1/4-NYB	1/4" NPT (F)	Nylon

Swivel Nozzle Bodies

TeeJet swivel nozzle bodies are primarily for use with tips employed in row crop spraying. A locknut holds swivel bodies firmly in position at selected spray projection angle so they are not affected by jarring and vibration. For use at pressures up to 125 PSI (9 bar).



Type 5000
Single Swivel Nozzle

PART NUMBER	INLET CONNECTION	MATERIAL	SWIVEL ARC RANGE
(B)5000-1/4T	1/4" NPT (F)	Brass	280°



Type 5540
Single Swivel Nozzle

PART NUMBER	INLET CONNECTION	MATERIAL	SWIVEL ARC RANGE
(B)5540-1/4TT	1/4" NPT (M)	Brass	280°



Type 4202
Double Swivel Nozzle

PART NUMBER	INLET CONNECTION	MATERIAL	SWIVEL ARC RANGE
4202-2-1/4T	1/4" NPT (F)	Brass	280°



Type 6240
Double Swivel Nozzle

PART NUMBER	INLET CONNECTION	MATERIAL	SWIVEL ARC RANGE
(B)6240-1/4TT	1/4" NPT (M)	Brass	280°



Type 7450 Compact
Double Swivel Nozzle

PART NUMBER	INLET CONNECTION	MATERIAL	SWIVEL ARC RANGE
(B)7450-2T	1/4" NPT (F)	Brass	280°



Type 5932
Double Swivel Nozzle 1/4" NPT female bottom outlet

PART NUMBER	INLET CONNECTION	MATERIAL	SWIVEL ARC RANGE
5932-2-1/4T	1/4" NPT (F)	Brass	280°



Type 8600 Nylon
Single Swivel Nozzle

PART NUMBER	INLET CONNECTION	MATERIAL	SWIVEL ARC RANGE
8600-1/4T-NYB	1/4" NPT (F)	Nylon	280°



Type 8600-2 Nylon
Double Swivel Nozzle

PART NUMBER	INLET CONNECTION	MATERIAL	SWIVEL ARC RANGE
8600-2-1/4T-NYB	1/4" NPT (F)	Nylon	280°



Type 7620 Compact
Single Swivel Nozzle

PART NUMBER	INLET CONNECTION	MATERIAL	SWIVEL ARC RANGE
(B)7620-T	1/4" NPT (F)	Brass	360°

How to order:

Examples: 5000-1/4T Brass NPT
B5000-1/4T Brass BSPT

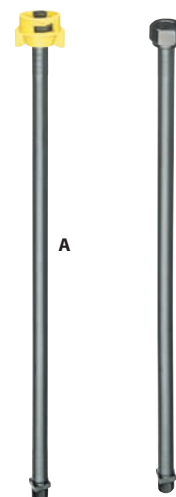
Note: Swivels do not include tips, strainers or caps.

TeeJet® Hose Drops

Hose drops connect to standard and Quick TeeJet nozzle bodies and can also be used with swivels. Available in 15" (380 mm) and 24" (610 mm) lengths. Maximum operating pressure of 125 PSI (9 bar).

Note: QJ1/4T-NYB can be attached to hose drops for use with Quick TeeJet caps. See page 66 for ordering information.

ITEM	HOSE DROP NUMBER	LENGTH	INLET CONNECTION	OUTLET CONNECTION	MATERIAL
A	21353-6-15-NYB	15" (380 mm)	Quick TeeJet Type	1/4" NPT (M)	Nylon with Quick TeeJet cap and EPDM gasket
	21353-6-24-NYB	24" (610 mm)			
B	21354-15-NYB	15" (380 mm)	1 1/16"-16 TeeJet Thread		Nylon
	21354-24-NYB	24" (610 mm)			



QJ1/4T-NYB




TeeJet® Hose Shank Nozzle Bodies

For Operating Pressures up to 125 PSI (9 bar)

Brass, stainless steel, Nylon and Celcon®/stainless steel hose shank nozzle bodies. Features 1/16"-16 TeeJet threaded outlet.

See page 73 for clamp assemblies.

Single Hose Connection



15427
12670

12670

HOSE SHANK BODY ASSEMBLY NUMBER	TO FIT HOSE I.D.	MATERIAL
15427-296	1/4"	Brass
12670-406TD	3/8"	Nylon
12670-406TD-SS	3/8"	Stainless Steel

Single Hose Connection



6471B
8121-NYB
9191B
12201-CE

HOSE SHANK BODY ASSEMBLY NUMBER	TO FIT HOSE I.D.	MATERIAL
6471B-400TD	3/8"	Brass
6471-SS-C400TD	3/8"	Stainless Steel
8121-NYB-406TD	3/8"	Nylon
8121-NYB-540TD	1/2"	Nylon
9191B-531TD	1/2"	Brass
9191-SS-C531TD	1/2"	Stainless Steel
12201-CE-785TD	3/4"	Celcon Hose Shank/ Stainless Steel Threaded Outlet
12201-CE-1062TD	1"	Celcon Hose Shank/ Stainless Steel Threaded Outlet

Double Hose Connection



6472B
8120-NYB
9192B
12202-CE

HOSE SHANK BODY ASSEMBLY NUMBER	TO FIT HOSE I.D.	MATERIAL
6472B-400TD	3/8"	Brass
6472-SS-C400TD	3/8"	Stainless Steel
8120-NYB-406TD	3/8"	Nylon
8120-NYB-540TD	1/2"	Nylon
9192B-531TD	1/2"	Brass
9192-SS-C531TD	1/2"	Stainless Steel
12202-CE-785TD	3/4"	Celcon Hose Shank/ Stainless Steel Threaded Outlet
12202-CE-1062TD	1"	Celcon Hose Shank/ Stainless Steel Threaded Outlet

How to order:

To order body assembly only, specify hose shank assembly number.

Example: 12202-CE-1062

Triple Hose Connection



8124-NYB

HOSE SHANK BODY ASSEMBLY NUMBER	TO FIT HOSE I.D.	MATERIAL
8124-NYB-406TD	3/8"	Nylon
8124-NYB-540TD	1/2"	Nylon

TeeJet® Split Eyelet Nozzle Bodies

For Wet Booms

- Mounting on 1/2", 3/4" or 1" pipe or tubing.
- 25775-NYB mounts to 3/8" (9.5 mm) hole drilled in pipe or tubing.
- 7421 mounts to 7/32" (7.2 mm) hole drilled in pipe or tubing.
- 25775-NYB and 7421 feature 1/16"-16 TeeJet threaded outlets.
- 25888-NYB features 1/4" (M) NPT threaded outlet.

How to order:

Specify split eyelet assembly number.

Examples: 7421-1/2T-SS
25775-1/2T-NYB
25888-1/2-NYB



25775-NYB
Operating pressures up to 150 PSI (10 bar)



7421
Operating pressures up to 250 PSI (17 bar)

SPLIT EYELET ASSEMBLY NUMBER	MATERIAL	TO CLAMP ON
25775-1/2T-NYB 25888-1/2-NYB	Nylon	1/2" Pipe 13/16" O.D. Tubing 7/8" O.D. Tubing
25775-3/4T-NYB 25888-3/4-NYB	Nylon	3/4" Pipe 1" O.D. Tubing 1 1/16" O.D. Tubing
25775-1T-NYB 25888-1-NYB	Nylon	1" Pipe 1 1/4" O.D. Tubing 1 3/8" O.D. Tubing

SPLIT EYELET ASSEMBLY NUMBER	BODY MATERIAL	TO CLAMP ON
7421-1/2T	Brass	1/2" Pipe
7421-1/2T-SS	Stainless Steel	13/16" O.D. Tubing 7/8" O.D. Tubing
7421-1/2T-NYB	Nylon	7/8" O.D. Tubing
7421-3/4T	Brass	3/4" Pipe
7421-3/4T-SS	Stainless Steel	1" O.D. Tubing 1 1/16" O.D. Tubing
7421-3/4T-NYB	Nylon	1 1/16" O.D. Tubing
7421-1T	Brass	1" Pipe
7421-1T-SS	Stainless Steel	1 1/4" O.D. Tubing 1 3/8" O.D. Tubing
7421-1T-NYB	Nylon	1 3/8" O.D. Tubing

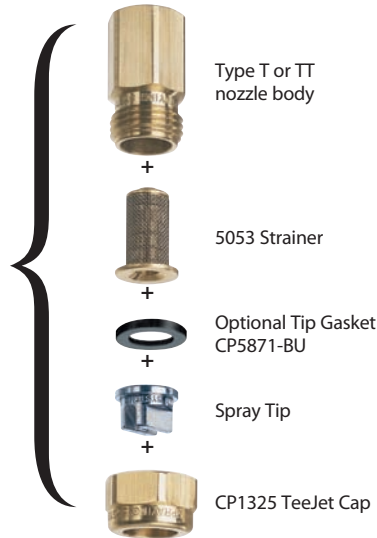


Standard Parts

TeeJet Spray Nozzle



=



11750 TeeJet Check Valve

For larger capacity TeeJet nozzles where strainers are not required. Ball check opens at 5 PSI (0.34 bar), 10 PSI (0.7 bar) spring also available. Recommended for flow rates from .40 to 1.5 GPM (1.5–5.7 l/min). Made in choice of stainless steel, brass, aluminum or polypropylene with stainless steel ball and spring.



TeeJet Nozzle Bodies



Type-TT
Male Inlet NPT or BSPT Connection

TEEJET BODY NUMBER	FOR TEEJET NOZZLE TYPE	MALE SIZE	MATERIAL
CP(B)1336	1/8TT	1/8"	Brass
CP(B)1322	1/4TT	1/4"	Brass
CP(B)8028-NYB	1/4TT-NYB	1/4"	Nylon
CP(B)1322-I	1/4TT-I	1/4"	Steel
CP(B)1322-SS	1/4TT-SS	1/4"	Stainless Steel
CP(B)1324	3/8TT	3/8"	Brass
CP(B)1340	1/2TT	1/2"	Brass
CP(B)3818	3/4TT	3/4"	Brass
CP(B)3818-SS	3/4TT	3/4"	Stainless Steel

(B) = BSPT



Type-T
Female Inlet NPT or BSPT Connection

TEEJET BODY NUMBER	FOR TEEJET NOZZLE TYPE	FEMALE SIZE	MATERIAL
CP(B)1335	1/8T	1/8"	Brass
CP(B)1321	1/4T	1/4"	Brass
CP(B)12094-NYB	1/4T-NYB	1/4"	Nylon
CP(B)1321-I	1/4T-I	1/4"	Steel
CP(B)1321-SS	1/4T-SS	1/4"	Stainless Steel
CP(B)1323	3/8T	3/8"	Brass
CP(B)1339	1/2T	1/2"	Brass
CP3817	3/4T	3/4"	Brass
CP3817-SS	3/4T	3/4"	Stainless Steel

(B) = BSPT

CP1325



CP18032A-NYB

TeeJet Nozzle Caps

Secure interchangeable TeeJet tips to the various nozzle bodies. 18032A-NYB winged TeeJet cap allows quick change of spray tips with no tool required.

TEEJET CAP NUMBER	DESCRIPTION
CP1325	Brass
CP8027-NYB	Nylon
CP8027-1-NYB	Nylon (Extra-long size)
CP1325-AL	Aluminum
CP1325-SS	Stainless Steel
CP18032A-NYB	Winged Cap, Nylon
CP3819	Brass, use with 3/4T & 3/4TT body
CP3819-SS	Stainless Steel, use with 3/4T & 3/4TT body
CP20230	Brass, use with ceramic disc-cores

45° Nozzle Body

Ideal for use with FullJet®, FloodJet® and Turbo FloodJet® nozzles. Can be used with QJ4676 Quick TeeJet® cap or standard 4676 outlet adapter. Made of polypropylene.



TEEJET BODY NUMBER	INLET	OUTLET
(B)22669-1/4-PPB	1/4" (M)	1/16"-16 (M)

How to order:

Specify part number.

Example: (B)22669-1/4-PPB

(B) = BSPT

Clamp Assemblies

Consist of upper and lower clamps and bolt for use with hose shank nozzle bodies.



PART NUMBER	TO CLAMP ON
AA111-1/2	1/2" Pipe (13/16" & 7/8" O.D. Tubings)
AA111-3/4	3/4" Pipe (1" & 11/16" O.D. Tubings)
AA111-1	1" Pipe (11/8", 11/4" & 13/8" O.D. Tubings)
AA111-1-1/4	11/4" Pipe (11/2" & 13/8" O.D. Tubings)



PART NUMBER	TO CLAMP ON
AA111SQ-1	1" Square Tubing
AA111SQ-1-1/4	11/4" Square Tubing
AA111SQ-1-1/2	11/2" Square Tubing



Pipe Plugs



NUMBER	THREAD	MATERIAL
(B)8400-1/4-PPB	1/4" NPT	Polypropylene
8400-3/8-NYB	3/8" NPT	Nylon
8400-1/2-NYB	1/2" NPT	Nylon
8400-3/4-NYB	3/4" NPT	Nylon

How to order:

Specify part number.
Example: 8400-3/8-NYB Nylon

(B) = BSPT

Plug Tip



CP3942 plug tip is used to temporarily shut off selected nozzles by replacing spray tips with these plug tips. Quick, easy way to change spacing of nozzles along boom. Materials: brass, aluminum or stainless steel.

How to order:

Specify part number and material.
Example: CP3942-SS

TeeJet Hose Shanks

For attaching hose to nozzle body. Fits all standard TeeJet nozzle caps, replacing spray tips. Type 4251 is available in choice of brass or stainless steel. Type 8400 is made of Nylon.



HOSE SHANK NUMBER	FOR HOSE I.D.	MATERIAL
8400-406-NYB	3/8"	Nylon
8400-500-NYB	1/2"	Nylon
4251-250	1/4"	Brass
4251-250-SS	1/4"	Stainless Steel
4251-312	5/16"	Brass
4251-312-SS	5/16"	Stainless Steel
4251-400	3/8"	Brass
4251-400-SS	3/8"	Stainless Steel
4251-437	7/16"	Brass
4251-437-SS	7/16"	Stainless Steel
4251-500	1/2"	Brass
4251-500-SS	1/2"	Stainless Steel

How to order:

Specify hose shank number and material.
Example: 4251-250 Brass

4676 TeeJet Outlet Adapters



Fits the outlets of TeeJet nozzle bodies as well as the outlets of various GunJet® spray guns and shutoff valves. Replaces CP1325 TeeJet cap. Used for attaching hose drops to nozzles or extensions to spray guns.

ADAPTER NUMBER	MATERIAL OUTLET CONNECTION	NPT (F)
(B)4676-*	Brass	1/8" 1/4" 3/8" 1/2" 3/4"
4676-NYB-*	Nylon	1/8" 1/4"
(B)4676-SS-*	Stainless Steel	1/8" 1/4" 3/8" 1/2" 3/4"

*Specify outlet connection.

(B) = BSPT

How to order:

Specify adapter number and material.
Example: (B)4676-SS-1/4 Stainless Steel



CP4928

CP6250

6406

TeeJet Outlet Fittings

These fittings replace spray tips and are used for attaching drop pipes to nozzle bodies or adding extensions to AA23 and AA31 GunJet spray guns and trigger valves.

CP4928 Adapter—Brass, aluminum or stainless steel. Length 1". 1/8" NPT female outlet connection.

CP6250 Adapter—Brass or steel. Length 5/16". 1/8" NPT female outlet connection.

6406 Adapter—Brass, aluminum or steel. Length 15/16". 1/8" NPT male outlet connection.

How to order:

Specify part number and material.
Example: CP4928 Brass

Hose Shank Adapters



8400

CONNECTOR NUMBER	NPT THREAD CONN. (MALE)	FOR HOSE I.D.	MATERIAL
8400-1/4-300-NYB	1/4"	1/4"	Nylon
8400-1/4-406-NYB	1/4"	3/8"	Nylon
8400-1/4-535-NYB	1/4"	1/2"	Nylon
8400-3/8-406-NYB	3/8"	3/8"	Nylon
8400-3/8-535-NYB	3/8"	1/2"	Nylon
8400-1/2-406-NYB	1/2"	3/8"	Nylon
8400-1/2-535-NYB	1/2"	1/2"	Nylon
8400-3/4-535-NYB	3/4"	1/2"	Nylon
8400-3/4-660-NYB	3/4"	5/8"	Nylon
8400-3/4-785-NYB	3/4"	3/4"	Nylon
8400-T-406-NYB TeeJet Body w/ hose shank connection	Fits TeeJet Cap	3/8"	Nylon



13434
13437

CONNECTOR NUMBER	NPT THREAD CONN.	FOR HOSE I.D.	MATERIAL
13434-406-NYB	1/4" (F)	3/8"	Nylon
13437-540-NYB	1/4" (F)	1/2"	Nylon

How to order:

Specify connector number and material.
Example: 6053-400 Brass



6053
6100
10123-281

CONNECTOR NUMBER	NPT THREAD CONN. (MALE)	FOR HOSE I.D.	MATERIAL
6053-400	1/4"	3/8"	Brass
6100-675	3/4"	5/8"	Brass
6100-800	3/4"	3/4"	Brass
10123-1/4-281	1/4"	1/4"	Brass



13435
13438

CONNECTOR NUMBER	NPT THREAD CONN.	FOR HOSE I.D.	MATERIAL
13435-406-NYB	1/4" (F)	3/8"	Nylon
13438-540-NYB	1/4" (F)	1/2"	Nylon



13436
13439

CONNECTOR NUMBER	NPT THREAD CONN.	FOR HOSE I.D.	MATERIAL
13436-406-NYB	1/4" (F)	3/8"	Nylon
13439-540-NYB	1/4" (F)	1/2"	Nylon