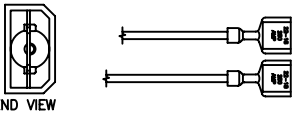
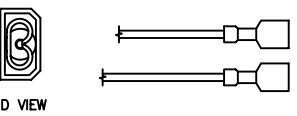
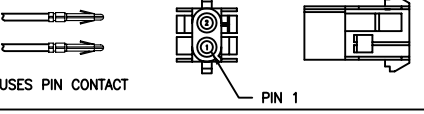
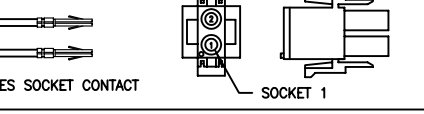
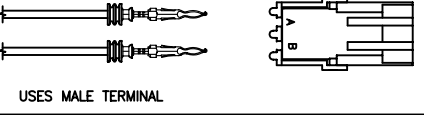
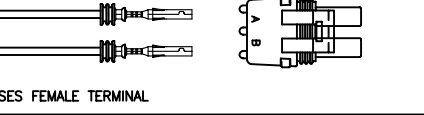
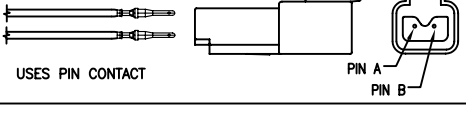
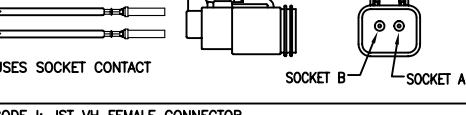
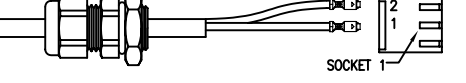


## CHART 1: CONNECTOR CODES

2-PIN	<p><b>CODE A: AMP FASTON SPADE CONNECTOR</b></p>  <p>NOTE: NO PIN-OUT CODE NEEDED WITH THIS CONNECTOR.</p>	<p><b>CODE B: AMP FASTON RECEPTACLE CONNECTOR</b></p>  <p>NOTE: NO PIN-OUT CODE NEEDED WITH THIS CONNECTOR.</p>
	<p><b>CODE C: AMP FEMALE MATE-N-LOK CONNECTOR</b></p>  <p>USES PIN CONTACT</p>	<p><b>CODE D: AMP MALE MATE-N-LOK CONNECTOR</b></p>  <p>USES SOCKET CONTACT</p>
	<p><b>CODE E: PACKARD ELECTRIC WEATHER PACK SHROUD CONNECTOR</b></p>  <p>USES MALE TERMINAL</p>	<p><b>CODE F: PACKARD ELECTRIC WEATHER PACK TOWER CONNECTOR</b></p>  <p>USES FEMALE TERMINAL</p>
	<p><b>CODE G: DEUTSCH DT FEMALE CONNECTOR</b></p>  <p>USES PIN CONTACT</p>	<p><b>CODE H: DEUTSCH DT MALE CONNECTOR</b></p>  <p>USES SOCKET CONTACT</p>
	<p><b>CODE I: JST VH FEMALE CONNECTOR</b></p>  <p>USES FEMALE TERMINAL, INCLUDES COMPRESSION FITTING</p>	

NOTE: ON BE MOTORS USING 2-PIN CONNECTORS THE GREEN AND WHITE WIRES WILL BE TRIMMED OFF.

### HOW TO ORDER:

THIS SYSTEM IS TO BE USED FOR 344B, 346B & 356B BALL VALVES AND 440B, 450B, 460B & 490B BALL VALVE MANIFOLDS EQUIPPED WITH ELECTRICAL CONNECTORS. CONNECTOR AND PIN-OUTS ARE TO BE SPECIFIED IN VALVE OR MANIFOLD PART NUMBER WHEN ORDERING.

FIRST- SPECIFY CODE FOR CONNECTOR DESIRED (SEE CHART 1 ON LEFT).

SECOND- SPECIFY APPROPRIATE WIRE PIN-OUT ARRANGEMENT (SEE CHART 2 ON RIGHT).

SHUT-OFF VALVE  
PART NUMBER EXAMPLE:

344BRL-24-03CCS

CONNECTOR CODE  
PIN-OUT CODE

### BE/BR WIRING CONNECTIONS:

RED WIRE (+12VDC TO OPEN)\*  
BLACK WIRE (-12VDC TO OPEN)\*

WHITE WIRE (NOT USED)

GREEN WIRE (NOT USED)

\*NOTE: REVERSE POLARITY TO CLOSE.

REQUIRES DPDT SWITCH.

NOTE: USE "CS" CONNECTOR AND PIN-OUT CODE FOR REGULATING VALVES BEING USED WITH TEEJET 744A/834/844/854 CONTROLLERS.

## CHART 2: PIN-OUT CODES

CODE LETTER	CONNECTOR POSITION	
	PIN A OR 1	PIN B OR 2
C	RED WIRE	BLACK WIRE
S	BLACK WIRE	RED WIRE

### DESCRIPTION:

2-PIN ELECTRICAL CONNECTORS AND PIN-OUT CODES FOR ELECTRIC BALL VALVES AND MANIFOLDS



**Spraying Systems Co.**

Spray Nozzles and Accessories  
P.O. Box 7900 - Wheaton, IL 60189-7900

Rev. No. 0

Ref.

DATA SHEET

50515-1

SHEET OF