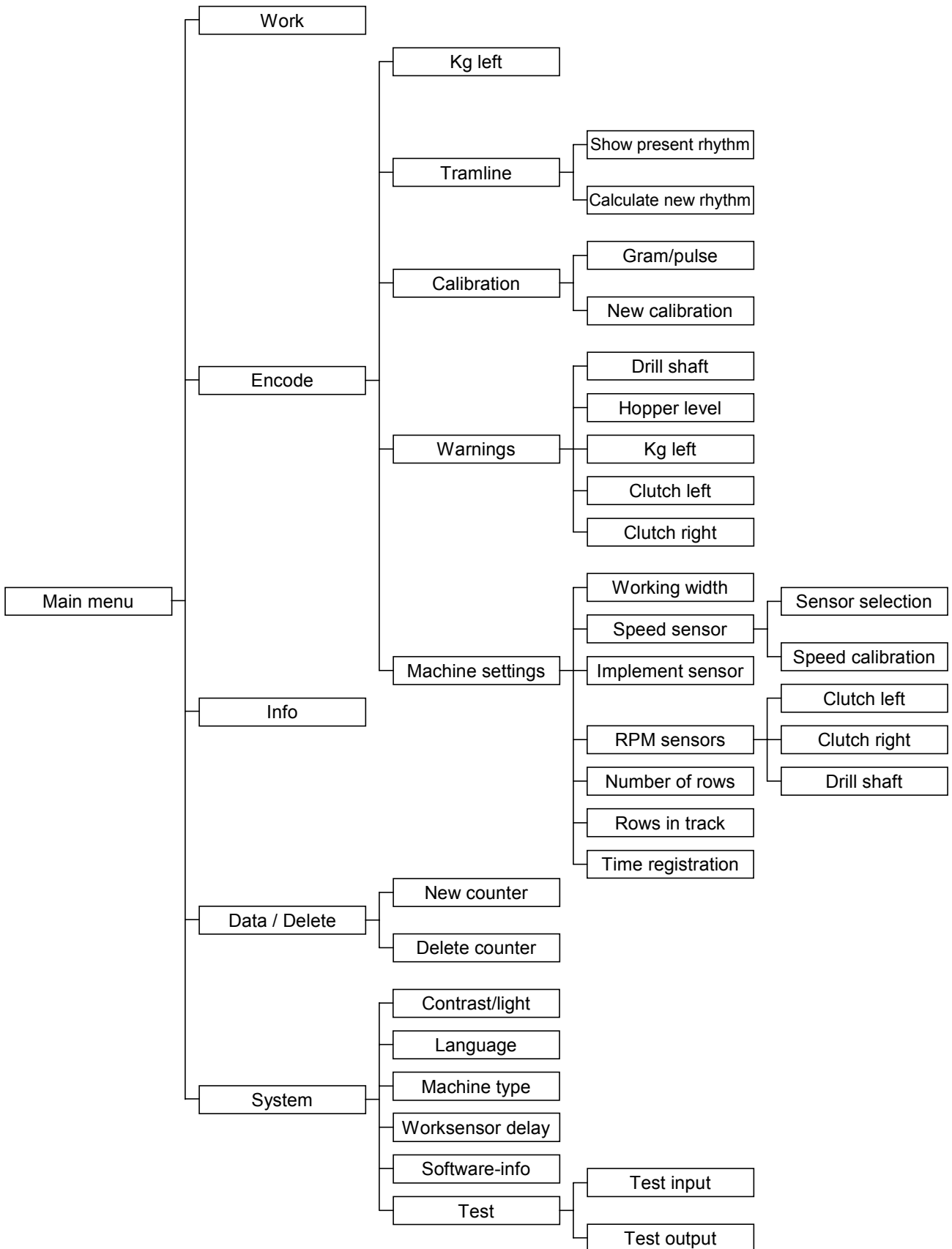
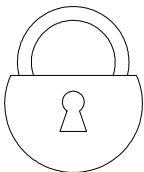












QUICK START FOR THE LH "INTELLITRAM" 500

MENU OVERVIEW:



FIXED KEYS	
Key	Description
	HOLD KEY Pressing this key stops the bout number from being counted. The implement can be lifted without the bout number changing. This function is typically used if the seed drill must be raised for an obstruction. Once the obstruction has been cleared, press the HOLD key again and the bout number will be counted automatically again. When this function is active an icon will be displayed on the screen.
	FUNCTION SELECTION KEY Pressing this key pages through the available operating functions. An operating function is automatically selected – it is not necessary to press other keys to accept the selected function.
Menu	MENU KEY The computer alternates between the operating screen and the main menu each time this key is pressed. The key has a toggle function so if the operating screen is shown and the key is pressed the main menu will be displayed instead and visa versa. If the key is pressed whilst, e.g. encoding, the operating screen will be displayed.
SELECTABLE FUNCTIONS	
Key	Description
	SPEED The present forward speed shown in kilometres per hour.
	AREA The worked area since the last reset, displayed in ha. The area counter is shown with 2 decimals until 99.99 ha. The area counter is shown with 1 decimal thereafter until 999.9 ha. Area is displayed with no decimals thereafter.
	HA/HOUR The present working efficiency shown as ha/hour.
	TIME The current time.
	KG COUNTER The amount sown since the last reset. The amount is shown in kg until 9999 kg and then as tons (99.99, 999.9, 9999). When the amount counted changes from kg to ton this is indicated on the display with a “T” in the weight icon.
	KG LEFT The amount remaining in the seed hopper (presupposes that the amount filled into the hopper has been encoded).
	KG/HA The present seed rate shown as kg/ha.
	DISTANCE The driven distance since the last reset. The distance driven is shown as metres up to 9999 m, thereafter as km (99.99, 999.9, 9999). When the distance counter changes to km the icon changes to show “km” instead of “m”.
	RPM FAN <i>Only displayed if pneumatic seed drill has been selected under machine type in the system menu.</i> The fan speed shown as RPM.