

A

B

C

D

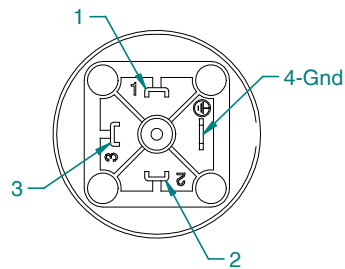
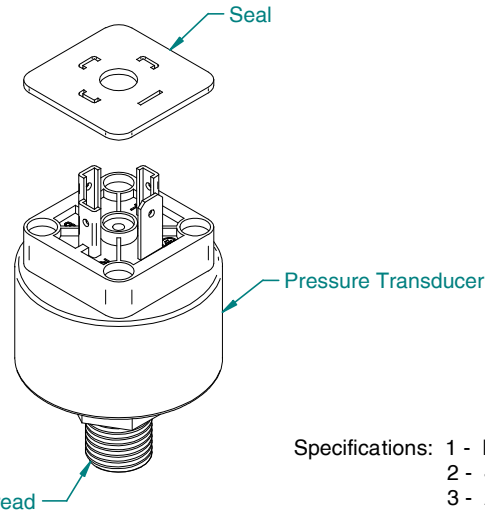
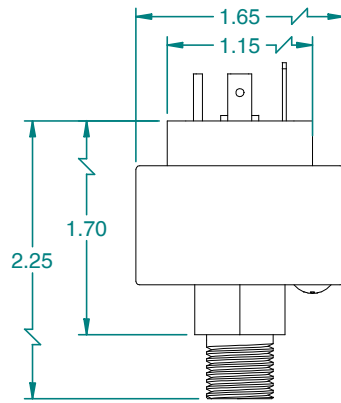
1

2

3

4

| Part Number | Pressure Range |
|-------------|----------------------|
| 16-40001 | 0-145 PSI (0-10 Bar) |
| 16-40002 | 0-365 PSI (0-25 Bar) |



| Pin # | Description |
|-------|-------------------|
| 1 | (+12v) |
| 2 | Signal |
| 3 | Not Used |
| 4 | Ground (Not Used) |

- Specifications:
- 1 - Minimum Excitation Voltage: 10vDC
 - 2 - 4-20mA OutPut Signal
 - 3 - Accuracy Class (F.S.) 1% or Better
 - 4 - Minimum Proof Pressure 200% of Full Scale
 - 5 - Minimum Burst Pressure 350% of Full Scale

Note: 1.0 Mount with inlet pointing down to prevent water from freezing inside transducer.

- 2.0 Transducer manufacturer subject to change without notice.
- 3.0 Available in 145 and 365 PSI (10 and 25 Bar).
- 4.0 All dimensions are displayed in "inches" unless otherwise specified.

| | | | | | |
|--|---------|---|--------|---|--|
| MATERIAL: | | n/a | | | |
| FINISH: | | n/a | | | |
| PROJECTION: | | SCALE: | UNITS: | TITLE: | |
| | | 1:2 | X | Sensor, Pressure 10 Bar 46104-10 | |
| UNLESS OTHERWISE SPECIFIED TOLERANCE: | | INCH: X METRIC: X | | DRAWN BY: <i>Byron Reiser</i> | |
| 0-1" +/- .1" 1-5" +/- .25" 5-10" +/- .5" | | 10-60" +/- .1" 60-120" +/- .2" 120" +/- .3" | | CHECKED BY: <i>Byron Reiser</i> APPROVED BY: <i>Scott Leiber</i> | |
| REV. DATE | 00245-1 | SHEET No: 1 of 1 | | DWS No: C-16-40001 | |
| Midwest Technologies IL, LLC. Claims proprietary right in the material disclosed herein. This document is not to be used in any way detrimental to the interest of Midwest Technologies IL, LLC. | | | | | |