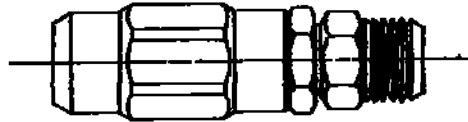
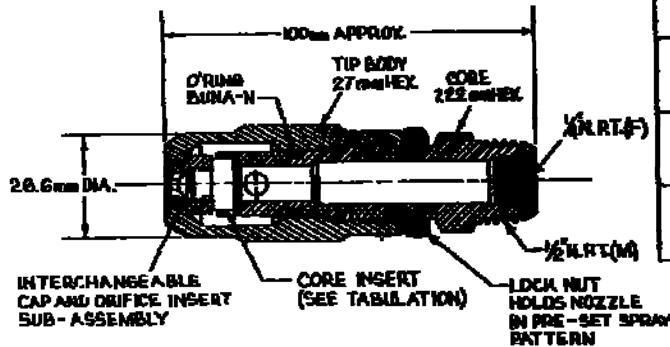


MAXIMUM RECOMMENDED LIQUID PRESSURE - 5500 KPa



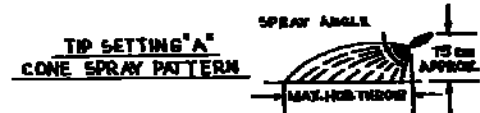
NOZZLE NO.	MATERIAL	
	ORIFICE INSERT	CORE INSERT
E12430-AY-TCSS*	TUNGSTEN CARBIDE	HARDENED STAINLESS STEEL
E12430-AY-TC	TUNGSTEN CARBIDE	TUNGSTEN CARBIDE

\* SPECIFY ORIFICE NO.



COMPLETE RANGE OF SPRAY PATTERNS FROM WALLOW CONE TO STRAIGHT STREAM IS OBTAINED BY:-  
 (1) LOOSENING LOCKNUT SLIGHTLY AND  
 (2) UNSCREWING THE TIP BODY TWO OR THREE (MAX) TURNS FROM ITS COMPLETELY "SCREWED-BACK" POSITION.  
 (3) TIGHTEN LOCKNUT SECURELY BEFORE RESUMING SPRAYING.

**NOTE:** DO NOT UNSCREW TIP BODY MORE THAN A TOTAL OF THREE TURNS FROM ITS COMPLETELY "SCREWED-BACK" SETTING.



TABULATION BELOW IS BASED ON A NON-RESTRICTED FLOW TO THE #12430-AY-TC-ADJUSTABLE CONEJET.

17960-1

ORIFICE SUB-ASSEMBLY #12430-AY-TCSS-	PERFORMANCE	LIQUID PRESSURE IN KPa (KILOGRAMS)											
		140		275		700		1400		2760		5500	
		SETTING 'A' 'B'	SETTING 'A' 'B'	SETTING 'A' 'B'	SETTING 'A' 'B'	SETTING 'A' 'B'	SETTING 'A' 'B'	SETTING 'A' 'B'	SETTING 'A' 'B'	SETTING 'A' 'B'	SETTING 'A' 'B'	SETTING 'A' 'B'	SETTING 'A' 'B'
20	CAPACITY - L/min	0.91	1.5	1.2	2.2	2.0	3.4	2.8	4.9	4.0	6.8	5.6	9.6
	SPRAY ANGLE	37°	55°	55°	69°	69°	85°	50°	42°	42°	34°	34°	34°
	MAX. HORIZ. THROW IN IN	1	10	10	10	11	11	11	11	11	11	11	12
30	CAPACITY - L/min	1.5	2.4	1.9	3.4	3.0	5.9	4.9	7.6	6.0	10.6	8.4	15.1
	SPRAY ANGLE	37°	55°	55°	69°	69°	85°	50°	42°	42°	34°	34°	34°
	MAX. HORIZ. THROW IN IN	1	10	10	10	11	11	11	11	11	11	11	12
45	CAPACITY - L/min	2.0	3.8	2.5	5.7	4.5	8.7	6.4	12.5	9.0	17.6	12.7	24
	SPRAY ANGLE	37°	55°	55°	69°	69°	85°	50°	42°	42°	34°	34°	34°
	MAX. HORIZ. THROW IN IN	1	10	10	10	11	11	11	11	11	11	11	12
60	CAPACITY - L/min	2.7	6.1	3.8	8.7	6.1	15.8	8.5	18.5	12.0	27	15.9	36
	SPRAY ANGLE	37°	55°	55°	69°	69°	85°	50°	42°	42°	34°	34°	34°
	MAX. HORIZ. THROW IN IN	1.5	15	12	12	12.5	12.5	12.5	12.5	12.5	12.5	12.5	12.5

**DESCRIPTION:**

E12430-AY-TC-  
 ADJUSTABLE CONEJET  
 WITH TUNGSTEN  
 CARBIDE ORIFICE



**Spraying Systems Co.**<sup>®</sup>

Spray Nozzles and Accessories  
 P.O. Box 7900 - Wheaton, Il. 60189-7900

Rev. No.

Data Sheet No.

Ref.

**17960-1**

SHEET OF