


TeeJet® 800 Series Flow Meters



800 Series Flow Meters

- Turbine style design for optimal accuracy.
- Durable ruby-bearings for long wear life.
- Easily removed “quick check” turbine for quick cleanup and service.
- Operating voltage of +4.5–16 VDC with LED status light.
- Wetted parts are glass-filled polypropylene, stainless steel and Viton®.

- 801 and 801A feature 300 PSI (20 bar) pressure rating.
- 802 features 200 PSI (14 bar) pressure rating.




PART NUMBER	DESCRIPTION	FLOW CAPACITY
801A	801A Flow Meter with 4-Bolt Flange and Deutsch (TeeJet) Connector For Use with 430 Manifold	2–60 GPM (7.5–225 l/min)
801	801 Flow Meter with 50-Series Flange and Deutsch (TeeJet) Connector	2–60 GPM (7.5–225 l/min)
57-10100	801 Flow Meter with 50-Series Flange and Conxall (Raven) Connector	2–60 GPM (7.5–225 l/min)
57-10127	801 Flow Meter with 50-Series Flange and Conxall (Raven) Connector	2–60 GPM (7.5–225 l/min)
90-50231	801 Flow Meter with 3/4" Straight Hose Barbs and Deutsch (TeeJet) Connector	2–60 GPM (7.5–225 l/min)
90-50273	801 Flow Meter with 3/4" Straight Hose Barbs and Conxall (Raven) Connector	2–60 GPM (7.5–225 l/min)
90-50230	801 Flow Meter with 1" Straight Hose Barbs and Deutsch (TeeJet) Connector	2–60 GPM (7.5–225 l/min)
90-50272	801 Flow Meter with 1" Straight Hose Barbs and Conxall (Raven) Connector	2–60 GPM (7.5–225 l/min)
90-50232	801 Flow Meter with 1 1/4" Straight Hose Barbs and Deutsch (TeeJet) Connector	2–60 GPM (7.5–225 l/min)
90-50274	801 Flow Meter with 1-1/4" Straight Hose Barbs and Conxall (Raven) Connector	2–60 GPM (7.5–225 l/min)
90-50233	801 Flow Meter with 1 1/4" NPT(F) Thread and Deutsch (TeeJet) Connector	2–60 GPM (7.5–225 l/min)
802	802 Flow Meter with 75-Series Flange and Deutsch (TeeJet) Connector	3–130 GPM (11–492 l/min)
57-10122	802 Flow Meter with 75-Series Flange and Conxall (Raven) Connector	3–130 GPM (11–492 l/min)
57-10125	802 Flow Meter with 75-Series Flange and Conxall (Raven) Connector	3–130 GPM (11–492 l/min)

TeeJet® D Series Flow Meters

D Series Flow Meters

- Simple, paddle wheel design for minimal flow restriction.
- Nylon construction for chemical resistance and durability.
- Sensor assembly easily removed for service.
- Pressure rating of 230 PSI (16 bar).



PART NUMBER	DESCRIPTION	FLOW CAPACITY
57-00079	10-mm Flow Meter, 0.5-M Cable, Deutsch (TeeJet) Connector, No Hose Barbs	0.4–22 GPM (1.5–83 l/min)
906-989	10-mm Flow Meter, 0.5-M Cable, Deutsch (TeeJet) Connector, 1/2" Hose Barbs	0.4–22 GPM (1.5–83 l/min)
90-02308	10-mm Flow Meter, 0.5-M Cable, Deutsch (TeeJet) Connector, 1/2" Hose Barbs	0.4–22 GPM (1.5–83 l/min)
906-987	10-mm Flow Meter, 10-M Cable, No Connector, No Hose Barbs	0.4–22 GPM (1.5–83 l/min)
57-00080	16-mm Flow Meter, 0.5-M Cable, Deutsch (TeeJet) Connector, No Hose Barbs	1.3–42 GPM (5–160 l/min)
907-985	16-mm Flow Meter, 0.5-M Cable, Deutsch (TeeJet) Connector, No Hose Barbs	1.3–42 GPM (5–160 l/min)
90-02310	16-mm Flow Meter, 0.5-M Cable, Deutsch (TeeJet) Connector, 1" Hose Barbs	1.3–42 GPM (5–160 l/min)
907-986	16-mm Flow Meter, 10-M Cable, No Connector, No Hose Barbs	1.3–42 GPM (5–160 l/min)
57-00081	20-mm Flow Meter, 0.5-M Cable, Deutsch (TeeJet) Connector, No Hose Barbs	5.3–66 GPM (20–250 l/min)
906-988	20-mm Flow Meter, 0.5-M Cable, Deutsch (TeeJet) Connector, No Hose Barbs	5.3–66 GPM (20–250 l/min)
906-986	20-mm Flow Meter, 10-M Cable, No Connector, No Hose Barbs	5.3–66 GPM (20–250 l/min)
57-00082	26-mm Flow Meter, 0.5-M Cable, Deutsch (TeeJet) Connector, No Hose Barbs	5.3–105 GPM (20–400 l/min)
908-988	26-mm Flow Meter, 0.5-M Cable, Deutsch (TeeJet) Connector, No Hose Barbs	5.3–105 GPM (20–400 l/min)
908-989	26-mm Flow Meter, 10-M Cable, No Connector, No Hose Barbs	5.3–105 GPM (20–400 l/min)
57-00094	40-mm Flow Meter, 0.5-M Cable, Deutsch (TeeJet) Connector, No Hose Barbs	10.5–264 GPM (40–1000 l/min)
909-988	40-mm Flow Meter, 0.5-M Cable, Deutsch (TeeJet) Connector, No Hose Barbs	10.5–264 GPM (40–1000 l/min)
909-986	40-mm Flow Meter, 10-M Cable, No Connector, No Hose Barbs	10.5–264 GPM (40–1000 l/min)



800 Series Automatic Sprayer Controls

- Large backlit display shows all spraying information at a glance.
- Single cable connection for quick hookup.
- Flow- or pressure-based regulation options provide reliability and flexibility.
- Durable, weather-resistant aluminum housing.
- Built-in planning tool helps match application rate, tip capacity and pressure.

844-AB

- Designed exclusively for orchard spraying.
- Control up to four boom sections plus master shutoff.



844-AB

844-E

- Full-featured sprayer control with industry leading ease of use.
- Five boom section switches plus master shutoff.



844E

854

- Five boom sections plus master shutoff.
- Saves summary of up to 10 jobs.
- Dual boom capability means wider ranges of speed and application rate.
- Auto tank fill allows the console to control tank filling operations.



854



700 Series Manual Sprayer Controls


- Manual sprayer control in a compact package.
- Lighted pressure gauge for night use.
- Heavy duty switches with LED indicators.
- Available in kit forms using solenoids or ball type control valves.
- 744A offered with 3 section switches and choice of 100 PSI (7 bar) or 300 PSI (20 bar) gauge.
- 744E offered with 100 PSI (7 bar) gauge and choice of 3 or 5 section switches.



744A-3



744E-5



Radion 8140 Automatic Sprayer Control

- Large 4.3" (109 mm) color touch screen display is packed with useful information, and is easy to view in both day and night conditions.
- Tank level monitoring and automatic filling function
- Built-in droplet size monitor
- Uses TeeJet 800 Series cables for quick hookup
- Available in 5, 7 or 9 boom sections plus master shutoff
- TeeJet spray nozzle database is programmed into the Radion 8140, making tip selection quick and easy
- Communication port for connection to external variable rate controls
- Designed for direct connection to TeeJet Matrix® consoles for automatic boom section control without extra devices
- Contact your local TeeJet distributor for additional information



Radion 8140

TeeJet® Field Computers

Aeros 9040 Field Computer

- Automatic rate control for liquid or granular applications, built on field proven control modules.
- Rugged enclosure with a crisp, bright 8.4" display.
- Robust guidance system supports all popular guidance modes.
- Available BoomPilot® automatic section control for improved application efficiency.
- Unique droplet size monitoring function allows real-time display of droplet size during spraying operations.
- Field coverage mapping and USB ports for easy data downloading.
- Ethernet port and Wi-Fi capability for data transfer and maximum connectivity.
- Built-in sub-meter GPS receiver, also compatible with external receivers.
- Compatible with FieldPilot® hydraulic auto steering and UniPilot® electromechanical assisted steering.
- Supports up to 8 RealView® cameras for machine and field monitoring.
- Contact your local TeeJet distributor for additional information.



Aeros 9040