



# ConeJet® VisiFlo® Hollow Cone Spray Tips

## Typical Applications:

Use for directed applications in air blast spraying for orchards and vineyards and other specialty crops. Also well-suited for applications of insecticides, fungicides, defoliants and foliar fertilizers at pressures of 40 PSI (3 bar) and above.

## Features:

- VisiFlo color-coded version consists of stainless steel or ceramic orifice in polypropylene body. Maximum operating pressure 300 PSI (20 bar). Spray angle is 80° at 100 PSI (7 bar).
- Finely atomized spray pattern provides thorough coverage.
- TX-VS1 and TX-VS2 available in VisiFlo color-coded stainless steel only.



## How to order:

Specify tip number.

Examples:

- TX-VS4 – Stainless Steel with VisiFlo color-coding
- TX-4 – Brass
- TX-SS4 – Stainless Steel
- TX-VK4 – Ceramic with VisiFlo color-coding



Tip	Orifice	GPM																	
		30 PSI	40 PSI	50 PSI	60 PSI	70 PSI	80 PSI	90 PSI	100 PSI	120 PSI	140 PSI	160 PSI	180 PSI	200 PSI	220 PSI	240 PSI	260 PSI	280 PSI	300 PSI
TX-VS1	100	0.015	0.017	0.018	0.020	0.021	0.022	0.023	0.024	0.026	0.028	0.030	0.031	0.032	0.034	0.035	0.036	0.037	0.038
		VF	VF	VF	VF	VF	VF	VF	VF	VF	VF	VF	VF	VF	VF	VF	VF	VF	VF
TX-VS2	100	0.029	0.033	0.037	0.040	0.043	0.045	0.047	0.050	0.054	0.058	0.061	0.064	0.067	0.070	0.073	0.075	0.078	0.080
		VF	VF	VF	VF	VF	VF	VF	VF	VF	VF	VF	VF	VF	VF	VF	VF	VF	VF
TX-VK3	100	0.044	0.050	0.055	0.060	0.064	0.068	0.071	0.075	0.081	0.086	0.092	0.096	0.101	0.105	0.109	0.113	0.117	0.120
		F	VF	VF	VF	VF	VF	VF	VF	VF	VF	VF	VF	VF	VF	VF	VF	VF	VF
TX-VK4	50	0.058	0.067	0.074	0.080	0.086	0.091	0.096	0.101	0.110	0.118	0.125	0.132	0.139	0.145	0.151	0.157	0.162	0.167
		F	VF	VF	VF	VF	VF	VF	VF	VF	VF	VF	VF	VF	VF	VF	VF	VF	VF
TX-VK6	50	0.088	0.100	0.111	0.120	0.129	0.137	0.145	0.152	0.165	0.177	0.188	0.199	0.208	0.218	0.226	0.235	0.243	0.251
		F	F	VF	VF	VF	VF	VF	VF	VF	VF	VF	VF	VF	VF	VF	VF	VF	VF
TX-VK8	50	0.116	0.133	0.148	0.162	0.174	0.186	0.196	0.207	0.225	0.243	0.259	0.274	0.288	0.301	0.314	0.326	0.338	0.349
		F	F	VF	VF	VF	VF	VF	VF	VF	VF	VF	VF	VF	VF	VF	VF	VF	VF
TX-VK10	50	0.145	0.167	0.185	0.202	0.218	0.232	0.246	0.258	0.282	0.303	0.323	0.342	0.360	0.376	0.392	0.408	0.422	0.437
		F	F	F	F	VF	VF	VF	VF	VF	VF	VF	VF	VF	VF	VF	VF	VF	VF
TX-VK12	50	0.174	0.200	0.223	0.243	0.261	0.279	0.295	0.310	0.338	0.364	0.388	0.410	0.432	0.452	0.471	0.489	0.507	0.524
		F	F	F	F	VF	VF	VF	VF	VF	VF	VF	VF	VF	VF	VF	VF	VF	VF
TX-VK18	50	0.260	0.300	0.335	0.367	0.396	0.423	0.449	0.473	0.517	0.558	0.597	0.633	0.667	0.699	0.730	0.759	0.788	0.815
		F	F	F	F	F	F	VF	VF	VF	VF	VF	VF	VF	VF	VF	VF	VF	VF
TX-VK26	50	0.376	0.433	0.484	0.530	0.572	0.611	0.648	0.683	0.747	0.807	0.862	0.914	0.963	1.01	1.05	1.10	1.14	1.18
		F	F	F	F	F	F	VF	VF	VF	VF	VF	VF	VF	VF	VF	VF	VF	VF

**Note:** Always double check your application rates. Tabulations are based on spraying water at 70°F (21°C). See pages 136–157 for useful formulas and other information.

# ConeJet® VisiFlo® Hollow Cone Spray Tips

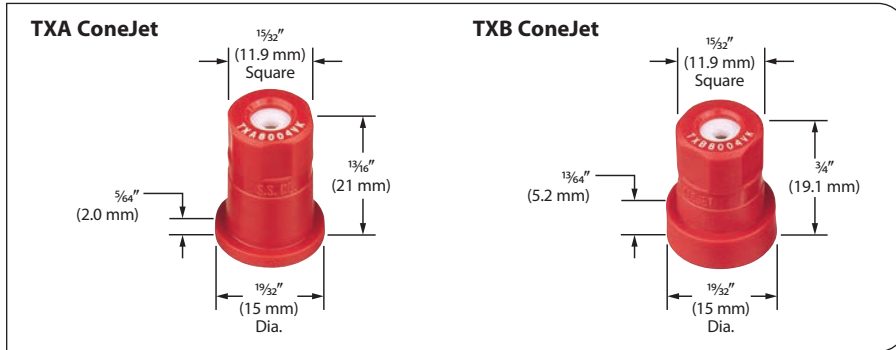


## Typical Applications:

Use for directed applications in air blast spraying for orchards and vineyards and other specialty crops. Also well-suited for applications of insecticides, fungicides, defoliants and foliar fertilizers at pressures of 40 PSI (3 bar) and above.

## Features:

- Maximum operating pressure 300 PSI (20 bar). Spray angle is 80° at 100 PSI (7 bar).
- Finely atomized spray pattern provides thorough coverage.
- Longer wear life.
- Resists corrosion.
- Accepts more abrasive pesticide formulation.
- Polypropylene body for use with corrosive materials and ceramic insert.
- Popular nozzle sizes fit most sprayers.
- Incorporates ISO color-coding scheme.



## How to order:

Specify tip number.

Example:

TXA8004VK – Ceramic with VisiFlo color-coding

Tip Part Number	Tip Size	GPM																	
		30 PSI	40 PSI	50 PSI	60 PSI	70 PSI	80 PSI	90 PSI	100 PSI	120 PSI	140 PSI	160 PSI	180 PSI	200 PSI	220 PSI	240 PSI	260 PSI	280 PSI	300 PSI
TXA800050VK TXB800050VK (100)	100	0.044	0.050	0.055	0.060	0.064	0.068	0.071	0.075	0.081	0.086	0.092	0.096	0.101	0.105	0.109	0.113	0.117	0.120
TXA800067VK TXB800067VK (50)	50	0.058	0.067	0.074	0.080	0.086	0.091	0.096	0.101	0.110	0.118	0.125	0.132	0.139	0.145	0.151	0.157	0.162	0.167
TXA8001VK TXB8001VK (50)	50	0.088	0.100	0.111	0.120	0.129	0.137	0.145	0.152	0.165	0.177	0.188	0.199	0.208	0.218	0.226	0.235	0.243	0.251
TXA80015VK TXB80015VK (50)	50	0.131	0.150	0.167	0.182	0.196	0.209	0.221	0.232	0.254	0.273	0.291	0.308	0.324	0.339	0.353	0.367	0.380	0.393
TXA8002VK TXB8002VK (50)	50	0.174	0.200	0.223	0.243	0.261	0.279	0.295	0.310	0.338	0.364	0.388	0.410	0.432	0.452	0.471	0.489	0.507	0.524
TXA8003VK TXB8003VK (50)	50	0.260	0.300	0.335	0.367	0.396	0.423	0.449	0.473	0.517	0.558	0.597	0.633	0.667	0.699	0.730	0.759	0.788	0.815
TXA8004VK TXB8004VK (50)	50	0.347	0.400	0.447	0.489	0.528	0.564	0.598	0.630	0.690	0.745	0.796	0.843	0.889	0.932	0.973	1.01	1.05	1.09

**Note:** Always double check your application rates. Tabulations are based on spraying water at 70°F (21°C). See pages 136–157 for useful formulas and other information.



# TXR ConeJet® Hollow Cone Spray Tips

## Typical Applications:

Use for directed applications in air blast spraying for orchards and vineyards and other specialty crops. Also well-suited for applications of insecticides, fungicides, defoliants and foliar fertilizers at pressures of 40 PSI (3 bar) and above.

## Features:

- Produces uniform, 80° hollow cone spray pattern ideal for airblast, directed and specialty applications.
- Flow rates are matched to serve as a direct replacement for commonly used non-TeeJet hollow cone spray tips.
- High-quality ceramic orifice provides superior wear life, including high-pressure operation.
- Low profile acetal tip body provides minimal impact with foliage and excellent chemical resistance.
- Color-coded holder based on tip flow rate allows for easy capacity identification.

- Snap-fit backup plate provides positive retention when handled in field, but allows for tool-free removal for easy cleaning.
- Best suited for use with TeeJet 98450 series brass rollover fittings.
- Compatible with TeeJet cap CP20230 for use on rollovers and threaded nozzle bodies, tighten to a maximum torque of: 100 in-lbs (11 N-m).
- Suggested spray pressure range of 30–360 PSI (2–25 bar).
- Uses 114396-1-NYR Quick TeeJet® cap, gasket and O-ring. Reference page 64 for more information.

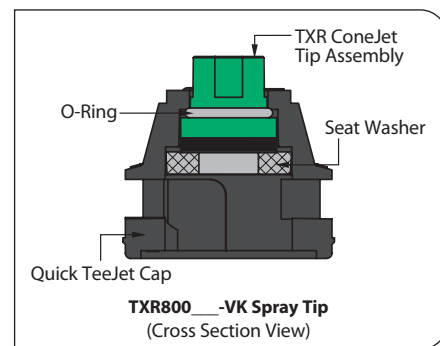
## How to order:

Specify tip number.

Examples:

TXR8003VK – Ceramic with color-coding

TXR8003VK-100X – Ceramic with color-coding, 100 Tip Pack



Tip Model	Flow Rate (GPM)	GPM																				
		30 PSI	40 PSI	50 PSI	60 PSI	70 PSI	80 PSI	90 PSI	100 PSI	120 PSI	140 PSI	160 PSI	180 PSI	200 PSI	220 PSI	240 PSI	260 PSI	280 PSI	300 PSI	320 PSI	340 PSI	360 PSI
TXR800053VK	100	0.046	0.053	0.059	0.064	0.069	0.073	0.077	0.081	0.089	0.095	0.101	0.107	0.113	0.118	0.123	0.127	0.132	0.136	0.140	0.144	0.148
		VF	VF	VF	VF	VF	VF	VF	VF	VF	VF	VF	VF	VF	VF	VF	VF	VF	VF	VF	VF	VF
TXR800071VK	50	0.062	0.071	0.079	0.086	0.093	0.099	0.105	0.110	0.120	0.129	0.138	0.146	0.153	0.160	0.167	0.174	0.180	0.186	0.192	0.197	0.203
		F	VF	VF	VF	VF	VF	VF	VF	VF	VF	VF	VF	VF	VF	VF	VF	VF	VF	VF	VF	VF
TXR8001VK	50	0.087	0.100	0.111	0.121	0.131	0.139	0.147	0.155	0.169	0.182	0.194	0.205	0.216	0.226	0.235	0.245	0.253	0.262	0.270	0.278	0.286
		F	F	VF	VF	VF	VF	VF	VF	VF	VF	VF	VF	VF	VF	VF	VF	VF	VF	VF	VF	VF
TXR80013VK	50	0.116	0.133	0.148	0.162	0.174	0.186	0.196	0.207	0.225	0.243	0.259	0.274	0.288	0.301	0.314	0.326	0.338	0.349	0.360	0.371	0.381
		F	F	VF	VF	VF	VF	VF	VF	VF	VF	VF	VF	VF	VF	VF	VF	VF	VF	VF	VF	VF
TXR80015VK	50	0.131	0.150	0.167	0.182	0.196	0.209	0.221	0.232	0.254	0.273	0.291	0.308	0.324	0.339	0.353	0.367	0.380	0.393	0.405	0.417	0.429
		F	F	F	F	F	VF	VF	VF	VF	VF	VF	VF	VF	VF	VF	VF	VF	VF	VF	VF	VF
TXR80017VK	50	0.145	0.167	0.185	0.202	0.218	0.232	0.246	0.258	0.282	0.303	0.323	0.342	0.360	0.376	0.392	0.408	0.422	0.437	0.450	0.464	0.476
		F	F	F	F	VF	VF	VF	VF	VF	VF	VF	VF	VF	VF	VF	VF	VF	VF	VF	VF	VF
TXR8002VK	50	0.174	0.200	0.223	0.243	0.261	0.279	0.295	0.310	0.338	0.364	0.388	0.410	0.432	0.452	0.471	0.489	0.507	0.524	0.540	0.556	0.572
		F	F	F	F	VF	VF	VF	VF	VF	VF	VF	VF	VF	VF	VF	VF	VF	VF	VF	VF	VF
TXR80028VK	50	0.240	0.275	0.306	0.334	0.359	0.383	0.405	0.426	0.465	0.500	0.533	0.564	0.594	0.621	0.648	0.673	0.697	0.720	0.743	0.765	0.786
		F	F	F	F	F	VF	VF	VF	VF	VF	VF	VF	VF	VF	VF	VF	VF	VF	VF	VF	VF
TXR8003VK	50	0.260	0.300	0.335	0.367	0.396	0.423	0.449	0.473	0.517	0.558	0.597	0.633	0.667	0.699	0.730	0.759	0.788	0.815	0.841	0.867	0.892
		F	F	F	F	F	F	VF	VF	VF	VF	VF	VF	VF	VF	VF	VF	VF	VF	VF	VF	VF
TXR80036VK	50	0.309	0.356	0.398	0.435	0.470	0.502	0.532	0.561	0.614	0.663	0.708	0.751	0.791	0.829	0.866	0.901	0.935	0.967	0.999	1.03	1.06
		F	F	F	F	F	F	VF	VF	VF	VF	VF	VF	VF	VF	VF	VF	VF	VF	VF	VF	VF
TXR8004VK	50	0.347	0.400	0.447	0.489	0.528	0.564	0.598	0.630	0.690	0.745	0.796	0.843	0.889	0.932	0.973	1.01	1.05	1.09	1.12	1.16	1.19
		F	F	F	F	F	F	VF	VF	VF	VF	VF	VF	VF	VF	VF	VF	VF	VF	VF	VF	VF
TXR80049VK	50	0.423	0.488	0.545	0.597	0.644	0.688	0.730	0.769	0.842	0.909	0.971	1.03	1.09	1.14	1.19	1.24	1.28	1.33	1.37	1.41	1.45
		F	F	F	F	F	F	F	F	F	F	F	VF	VF	VF	VF	VF	VF	VF	VF	VF	VF

**Note:** Always double check your application rates. Tabulations are based on spraying water at 70°F (21°C). See pages 136–157 for drop size classification, useful formulas and other information.

# AITX ConeJet® Air Induction Hollow Cone Spray Tips



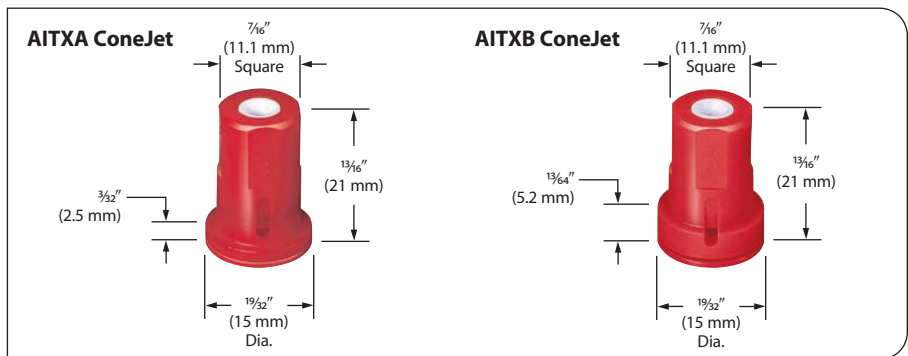
## Typical Applications:

Hollow cone spray pattern is ideal for air blast and directed spray applications.

## Features:

- Constructed of polypropylene, ceramic and Viton® for excellent chemical and wear resistance.
- Removable pre-orifice for fast and easy cleaning.
- Available in VisiFlo® ceramic (VK).
- Larger droplets are produced, as compared to standard TX ConeJet, through the use of a venturi air aspirator resulting in reduced drift and improved canopy penetration.

- Ideal for sprayers equipped with automatic control systems.
- AITXA to be used with CP25607-<sup>\*</sup>-NY Quick TeeJet cap.
- AITXB to be used with Albuz® caps or equivalent.
- Suggested spray pressure of 60–300 PSI (4–20 bar).



## How to order:

Specify tip number.

Example:

AITXA8001VK – Ceramic with VisiFlo color-coding


Tip Model	GPM	GPM														
		60 PSI	70 PSI	80 PSI	90 PSI	100 PSI	120 PSI	140 PSI	160 PSI	180 PSI	200 PSI	220 PSI	240 PSI	260 PSI	280 PSI	300 PSI
AITX†8001VK	50	0.121	0.130	0.138	0.146	0.154	0.168	0.181	0.192	0.203	0.214	0.224	0.233	0.242	0.251	0.260
		XC	XC	VC	VC	VC	C	C	C	C	C	C	C	M	M	M
AITX†80015VK	50	0.181	0.195	0.209	0.221	0.233	0.255	0.275	0.294	0.312	0.328	0.344	0.359	0.374	0.388	0.401
		XC	XC	XC	VC	VC	C	C	C	C	C	C	C	M	M	M
AITX†8002VK	50	0.247	0.195	0.286	0.303	0.320	0.351	0.379	0.405	0.430	0.453	0.476	0.497	0.517	0.537	0.556
		XC	XC	XC	XC	XC	VC	VC	VC	VC	C	C	C	C	C	C
AITX†80025VK	50	0.300	0.324	0.347	0.368	0.387	0.424	0.458	0.490	0.519	0.548	0.574	0.600	0.624	0.648	0.670
		UC	UC	XC	XC	XC	XC	XC	XC	VC	VC	VC	VC	VC	VC	C
AITX†8003VK	50	0.360	0.389	0.417	0.443	0.467	0.513	0.554	0.594	0.630	0.665	0.698	0.730	0.760	0.790	0.818
		UC	UC	XC	XC	XC	XC	VC	VC	VC	VC	VC	VC	C	C	C
AITX†8004VK	50	0.480	0.519	0.556	0.590	0.623	0.684	0.740	0.792	0.841	0.887	0.931	0.974	1.01	1.05	1.09
		UC	UC	UC	UC	XC	XC	XC	XC	XC	VC	VC	VC	VC	VC	VC

†Specify "A" or "B." **Note:** Always double check your application rates. Tabulations are based on spraying water at 70°F (21°C). See pages 136–157 for drop size classification, useful formulas and other information.



# ConeJet® VisiFlo® Hollow Cone Spray Tips

## Typical Assembly



4514-NY  
Slotted Strainer\*



Core



Disc



CP20230  
TeeJet Cap

\*Use CP20229-NY gasket when 4514-NY Nylon slotted strainer is not used.

## 98450 Double Outlet Rollover

For a complete listing of rollover options, please see page 70.



# TeeJet® VisiFlo Flat Spray Tips

## Typical Applications:

**Excellent:** Use for directed applications in air blast spraying for orchards and vineyards and other specialty crops. Also well-suited for applications of insecticides, fungicides, defoliant and foliar fertilizers at pressures of 40 PSI (3 bar) and above.

## Features:

- Tapered-edge flat spray pattern for uniform coverage.
- VisiFlo color-coded version available with ceramic orifice.
- Maximum pressure rating of 300 PSI (20 bar).



Nozzle	Flow Rate (GPM)	GPM																	
		30 PSI	40 PSI	50 PSI	60 PSI	70 PSI	80 PSI	90 PSI	100 PSI	120 PSI	140 PSI	160 PSI	180 PSI	200 PSI	220 PSI	240 PSI	260 PSI	280 PSI	300 PSI
TP8001VK	100	0.087	0.10	0.11	0.12	0.13	0.14	0.15	0.16	0.17	0.19	0.20	0.21	0.22	0.23	0.24	0.25	0.26	0.27
TP80015VK	100	0.13	0.15	0.17	0.18	0.20	0.21	0.23	0.24	0.26	0.28	0.30	0.32	0.34	0.35	0.37	0.38	0.40	0.41
TP8002VK	50	0.17	0.20	0.22	0.24	0.26	0.28	0.30	0.32	0.35	0.37	0.40	0.42	0.45	0.47	0.49	0.51	0.53	0.55
XR8003VK	50	0.26	0.30	0.34	0.37	0.40	0.42	0.45	0.47	0.52	0.56	0.60	0.64	0.67	0.70	0.73	0.76	0.79	0.82
XR8004VK	50	0.35	0.40	0.45	0.49	0.53	0.57	0.60	0.63	0.69	0.75	0.80	0.85	0.89	0.94	0.98	1.02	1.06	1.10
XR8005VK	50	0.43	0.50	0.56	0.61	0.66	0.71	0.75	0.79	0.87	0.94	1.00	1.06	1.12	1.17	1.22	1.27	1.32	1.37
XR8006VK	50	0.52	0.60	0.67	0.73	0.79	0.85	0.90	0.95	1.04	1.12	1.20	1.27	1.34	1.41	1.47	1.53	1.59	1.64
XR8008VK	50	0.69	0.80	0.89	0.98	1.06	1.13	1.20	1.26	1.39	1.50	1.60	1.70	1.79	1.88	1.96	2.04	2.12	2.19

**Note:** Always double check your application rates. Tabulations are based on spraying water at 70°F (21°C). See pages 136–157 for useful formulas and other information.



## Typical Assembly with Ceramic Disc and Core



\*Use CP20229-NY gasket when 4514-NY Nylon slotted strainer is not used.

**Hollow Cone Spray Pattern**  
Produced by Cores #13, 23, 25, 45 & 46



## Hollow Cone Type Spray Tips

Nozzle	Disc	Orifice	GPM													Angle		
			10 PSI	20 PSI	30 PSI	40 PSI	60 PSI	80 PSI	100 PSI	150 PSI	200 PSI	300 PSI	20 PSI	40 PSI	80 PSI			
D1	DC13	.031"	—	—	.059	.066	.078	.088	.097	.115	.128	.152	—	51°	62°			
D1.5	DC13	.036"	—	.057	.067	.075	.088	.098	.110	.127	.142	.167	38°	55°	66°			
D2	DC13	.041"	—	.064	.075	.08	.10	.11	.12	.14	.16	.18	49°	67°	72°			
D3	DC13	.047"	—	.071	.08	.09	.11	.12	.13	.16	.18	.20	53°	70°	75°			
D4	DC13	.063"	.070	.09	.11	.12	.14	.16	.17	.20	.23	.27	69°	79°	83°			
D1	DC23	.031"	—	—	.064	.072	.080	.096	.107	.124	.139	.164	—	47°	58°			
D1.5	DC23	.036"	—	.064	.076	.086	.103	.117	.130	.155	.175	.210	34°	51°	62°			
D2	DC23	.041"	—	.078	.092	.10	.13	.14	.16	.19	.21	.25	51°	63°	70°			
D3	DC23	.047"	.065	.087	.10	.12	.14	.16	.18	.21	.24	.28	58°	69°	75°			
D4	DC23	.063"	.082	.113	.14	.15	.19	.21	.23	.28	.32	.38	68°	82°	87°			
D5	DC23	.078"	.095	.13	.16	.18	.22	.25	.28	.34	.38	.46	79°	89°	94°			
D6	DC23	.094"	.112	.15	.19	.21	.26	.29	.32	.39	.45	.54	84°	93°	98°			
D1	DC25	.031"	—	—	.088	.101	.122	.138	.156	.185	.210	.255	—	27°	43°			
D1.5	DC25	.036"	—	—	.118	.135	.162	.185	.205	.245	.280	.33	—	38°	49°			
D2	DC25	.041"	—	.12	.14	.16	.19	.22	.25	.29	.34	.41	39°	51°	58°			
D3	DC25	.047"	.10	.14	.17	.19	.23	.26	.29	.35	.40	.48	52°	61°	67°			
D4	DC25	.063"	.15	.21	.25	.29	.35	.40	.45	.54	.62	.75	67°	74°	80°			
D5	DC25	.078"	.18	.25	.30	.35	.42	.48	.54	.65	.75	.90	73°	79°	84°			
D6	DC25	.094"	.23	.32	.39	.44	.54	.62	.70	.85	.97	1.19	79°	85°	89°			
D7	DC25	.109"	.26	.37	.45	.52	.63	.73	.81	.98	1.18	1.37	85°	91°	93°			
D8	DC25	.125"	.31	.43	.53	.61	.75	.89	.97	1.19	1.36	1.68	91°	96°	97°			
D10	DC25	.156"	.38	.54	.65	.76	.93	1.07	1.21	1.48	1.71	2.1	97°	102°	103°			
D12	DC25	.188"	.46	.61	.80	.93	1.15	1.32	1.47	1.81	2.09	2.55	103°	109°	112°			
D14	DC25	.219"	.51	.72	.88	1.03	1.26	1.47	1.65	2.02	2.34	2.89	108°	113°	114°			
D1	DC45	.031"	—	—	—	.125	.148	.170	.190	.225	.257	.310	—	22°	34°			
D1.5	DC45	.036"	—	—	.14	.16	.20	.23	.25	.31	.35	.43	—	33°	44°			
D2	DC45	.041"	—	.14	.18	.20	.25	.28	.32	.38	.44	.53	32°	46°	55°			
D3	DC45	.047"	—	.17	.20	.23	.28	.33	.36	.44	.51	.62	40°	53°	60°			
D4	DC45	.063"	.18	.25	.31	.36	.43	.50	.56	.68	.78	.95	62°	69°	72°			
D5	DC45	.078"	.23	.32	.39	.45	.55	.64	.71	.86	.99	1.22	67°	73°	76°			
D6	DC45	.094"	.29	.41	.50	.58	.72	.83	.93	1.15	1.33	1.64	73°	79°	81°			
D7	DC45	.109"	.33	.48	.59	.68	.84	.97	1.11	1.35	1.57	1.94	81°	86°	87°			
D8	DC45	.125"	.41	.59	.72	.84	1.04	1.21	1.35	1.68	1.94	2.40	86°	90°	90°			
D10	DC45	.156"	.54	.77	.94	1.10	1.35	1.57	1.77	2.18	2.50	3.10	90°	93°	93°			
D12	DC45	.188"	.67	.95	1.17	1.36	1.68	1.95	2.20	2.69	3.11	3.80	97°	100°	102°			
D14	DC45	.218"	.75	1.07	1.32	1.53	1.89	2.19	2.45	3.00	3.49	4.30	101°	104°	105°			
D16	DC45	.250"	.86	1.25	1.54	1.79	2.20	2.57	2.89	3.54	4.11	5.20	108°	111°	112°			
D1	DC46	.031"	—	—	—	.145	.178	.205	.23	.28	.32	.39	—	13°	15°			
D1.5	DC46	.036"	—	—	—	.213	.260	.300	.33	.41	.46	.56	—	15°	17°			
D2	DC46	.041"	—	—	.24	.27	.33	.37	.42	.50	.57	.68	—	18°	21°			
D3	DC46	.047"	—	.23	.28	.32	.39	.45	.51	.61	.70	.86	14°	20°	24°			
D4	DC46	.063"	.28	.39	.48	.56	.68	.78	.88	1.07	1.23	1.52	23°	29°	33°			
D5	DC46	.078"	.38	.54	.66	.77	.94	1.10	1.25	1.50	1.73	2.13	33°	39°	42°			
D6	DC46	.094"	.55	.78	.95	1.10	1.35	1.58	1.73	2.16	2.50	3.06	42°	48°	50°			
D7	DC46	.109"	—	.98	1.22	1.39	1.72	1.97	2.22	2.73	3.15	3.85	48°	53°	56°			
D8	DC46	.125"	—	—	1.59	1.84	2.25	2.62	2.93	3.60	4.17	5.05	—	60°	62°			
D10	DC46	.156"	—	—	2.15	2.48	3.05	3.53	3.96	4.83	5.59	6.80	—	66°	68°			



### CP26277-1-NY Quick TeeJet® Cap

For ceramic disc and core.  
See page 64 for ordering information.

### How to order:

To order orifice disc only, specify disc number and material.

**Note:** For proper assembly and performance, disc and core must both be of like materials.

Examples:

- DCER-2 – Ceramic
- D2 – Hardened Stainless Steel
- DE-2 – Stainless Steel
- DVP-2 – Polymer

To order core only, specify core number and material.

Examples:

- DC13-CER – Ceramic
- DC13-HSS – Hardened Stainless Steel
- DC13 – Brass
- DC13-NY – Nylon

**STRAINER NOTE:** For nozzles using orifice disc numbers 1, 1.5 and 2, or core numbers 31 and 33, slotted strainer number 4514-20 equivalent to 25 mesh screen size is required. For all other larger capacity discs and cores, slotted strainer number 4514-32 equivalent to 16 mesh screen size is required.

**Note:** Always double check your application rates. Tabulations are based on spraying water at 70°F (21°C). See pages 136–157 for useful formulas and other information.



# TeeJet® Disc-Core Type Full Cone Spray Tips

## Typical Applications:

For spraying pesticides at higher pressures and flow rates. Especially suitable for wettable powders and other abrasive chemicals. Larger capacity nozzles are also used in air blast sprayers.

## Features:

- Produce smaller droplets for thorough coverage with contact pesticides and foliar applications.
- Maximum spray pressure to 300 PSI (20 bar).

## Orifice Discs

Available in a variety of sizes and materials. Ceramic for increased wear life, hardened stainless steel, stainless steel and polymer.



Ceramic



Hardened Stainless Steel



Stainless Steel



Polymer

## Cores

Standard cores are made of brass. Also available in ceramic, hardened stainless steel and Nylon. All cores with the exception of ceramic are made with rear "nibs." Make sure core is always placed with the nib facing the nozzle body.

## Ceramic Sizes Available:

DC13-CER, DC23-CER, DC25-CER, DC31-CER, DC33-CER, DC35-CER, DC45-CER, DC46-CER, DC56-CER.



Ceramic



Hardened Stainless Steel



Brass



Nylon



CP18999



Seal

**Full Cone Spray Pattern**  
Produced by Cores #31, 33, 35 & 56



## Full Cone Type Spray Tips

Disc	Core	Orifice Size	GPM												Spray Angle		
			10 PSI	20 PSI	30 PSI	40 PSI	60 PSI	80 PSI	100 PSI	150 PSI	200 PSI	300 PSI	20 PSI	40 PSI	80 PSI		
D1	DC31	.031"	.08	.11	.13	.15	.18	.20	.23	.27	.31	.37	49°	47°	43°		
D1.5	DC31	.036"	.10	.14	.17	.19	.23	.26	.29	.35	.40	.48	57°	65°	53°		
D2	DC31	.041"	.12	.16	.19	.22	.26	.30	.33	.40	.45	.55	62°	63°	61°		
D3	DC31	.047"	.13	.18	.21	.24	.29	.33	.37	.44	.50	.60	63°	65°	63°		
D1	DC33	.031"	.09	.11	.12	.14	.17	.20	.22	.26	.30	.37	27°	32°	35°		
D1.5	DC33	.036"	.12	.15	.17	.19	.23	.26	.30	.36	.41	.50	37°	43°	45°		
D2	DC33	.041"	.13	.17	.21	.24	.29	.33	.37	.45	.52	.63	45°	52°	55°		
D3	DC33	.047"	.15	.21	.25	.29	.36	.41	.45	.55	.63	.76	48°	54°	57°		
D4	DC33	.063"	.20	.28	.34	.39	.47	.54	.60	.73	.83	1.02	50°	56°	61°		
D1	DC35	.031"	.08	.11	.13	.14	.17	.20	.22	.26	.29	.35	19°	23°	26°		
D1.5	DC35	.036"	.10	.14	.17	.19	.23	.26	.29	.34	.39	.46	23°	27°	29°		
D2	DC35	.041"	.14	.18	.24	.25	.30	.34	.37	.45	.51	.60	40°	44°	47°		
D3	DC35	.047"	.16	.22	.26	.30	.36	.41	.45	.55	.62	.74	45°	50°	52°		
D4	DC35	.063"	.27	.37	.44	.50	.60	.70	.79	.93	1.1	1.3	68°	70°	71°		
D5	DC35	.078"	.34	.48	.58	.66	.80	.92	1.0	1.2	1.4	1.7	67°	69°	71°		
D2	DC56	.041"	—	—	.21	.25	.30	.35	.39	.47	.55	.67	—	14°	17°		
D3	DC56	.047"	—	—	.29	.34	.41	.48	.53	.65	.75	.92	—	20°	23°		
D4	DC56	.063"	—	.39	.48	.55	.67	.78	.87	1.06	1.23	1.51	20°	26°	29°		
D5	DC56	.078"	.38	.54	.66	.76	.93	1.08	1.20	1.47	1.69	2.08	26°	32°	34°		
D6	DC56	.094"	.55	.78	.95	1.10	1.35	1.55	1.74	2.13	2.46	3.02	34°	39°	41°		
D7	DC56	.109"	.76	1.07	1.32	1.52	1.86	2.15	2.40	2.94	3.40	4.16	45°	52°	54°		
D8	DC56	.125"	.96	1.36	1.67	1.93	2.36	2.73	3.05	3.73	4.32	5.28	52°	57°	59°		
D10	DC56	.156"	1.35	1.91	2.34	2.70	3.31	3.82	4.26	5.22	6.03	7.39	62°	65°	67°		

**Note:** Always double check your application rates. Tabulations are based on spraying water at 70°F (21°C). See pages 136-157 for useful formulas and other information.

## How to order:

To order orifice disc only, specify disc number and material. Note: For proper assembly and performance, disc and core must both be of like materials.

Examples:

- DCER-2 – Ceramic
- D2 – Hardened Stainless Steel
- DE-2 – Stainless Steel
- DVP-2 – Polymer

To order core only, specify core number and material.

Examples:

- DC13-CER – Ceramic
- DC13-HSS – Hardened Stainless Steel
- DC13 – Brass
- DC13-NY – Nylon
- CP18999-EPR Seal Gasket

**STRAINER NOTE:** For nozzles using orifice disc numbers 1, 1.5 and 2; or core numbers 31 and 33, slotted strainer number 4514-20 equivalent to 25 mesh screen size is required. For all other larger capacity discs and cores, slotted strainer number 4514-32 equivalent to 16 mesh screen size is required.